

# COLORADO BASKETBALL 2005-06



## COLORADO BUFFALOES (13-3, 3-2 BIG 12) vs. NEBRASKA CORNHUSKERS (12-5, 2-2 BIG 12)

### Game #17

Wednesday, Jan. 25, 7:07 p.m. (mnt.)

**Arena:** Coors Events Center (11,064)

**Television:** Fox Sports Net Rocky Mountain

**Announcers:** Drew Goodman and Ceal Barry

**KKZN Radio 760-AM:** Mark Johnson and Charles Johnson

### 2005-06 SCHEDULE

Date	Opponent	Time
Fri. Nov. 18	UNC WILMINGTON	W, 73-54
Mon. Nov. 21	at Colorado State (FSN)	L, 82-83
Sat. Nov. 26	^vs. Saint Mary's (CA) (FSN)	W, 73-54
Tue. Nov. 29	at Penn	W, 78-60
Sat. Dec. 03	CAL POLY	W, 93-75
Wed. Dec. 07	UTAH (FSN)	W, 76-52
Sat. Dec. 17	UC IRVINE	W, 96-80
Tue. Dec. 20	at TCU (FSN)	W, 77-59
Thur. Dec. 22	MERCER	W, 117-74
Sat. Dec. 31	DARTMOUTH	W, 83-65
Tue. Jan. 03	SAVANNAH STATE	W, 116-52
Sat. Jan. 07	*at Texas (ESPN+)	L, 64-89
Wed. Jan. 11	*KANSAS (ESPN+)	L, 63-75
Sat. Jan. 14	*at Missouri (ERT)	W, 74-71
Wed. Jan. 18	*BAYLOR	W, 81-48
Sat. Jan. 21	*at Oklahoma St. (ESPN+)	W, 80-87 ot
Wed. Jan. 25	*NEBRASKA (FSN RM)	7 p.m.
Sat. Jan. 28	*KANSAS STATE (FSN RM)	7 p.m.
Sun. Feb. 05	*at Iowa State (ESPN+)	12 p.m.
Wed. Feb. 08	*at Texas A&M (FSN RM)	5 p.m.
Sat. Feb. 11	*TEXAS TECH (ESPN+)	2 p.m.
Wed. Feb. 15	*OKLAHOMA (ESPN2)	7:30 p.m.
Sat. Feb. 18	*at Kansas St. (ESPN+)	11:30 a.m.
Wed. Feb. 22	*at Nebraska	6 p.m.
Sat. Feb. 25	*MISSOURI (ESPN+)	11:30 a.m.
Wed. Mar. 01	*at Kansas	6 p.m.
Sat. Mar. 04	*IOWA STATE	7 p.m.
Thr.-Sun., Mar. 9-12	**2006 Phillips 66 Big 12 Championships	

^Colorado Classic, Pepsi Center (Denver, Colo.)

Home Games in **BOLD CAPS**

\* Big 12 Conference Game

\*\* American Airlines Center (Dallas, Texas)

(ERT) ESPN Plus

(FSN RM) Fox Sports Network Rocky Mountain

All dates and times are SUBJECT TO CHANGE

Times are MOUNTAIN

### SPORTS INFORMATION

MBB Contact ..... Andrew R. Green  
Office ..... 303/492-5626  
Fax ..... 303/492-3811  
Email ..... andrew.green@colorado.edu  
Cell ..... 720/470-9780  
Press Row Phone ..... 303/492-1552 or 4381  
Home Arena ..... Coors Events Center (11,064)  
Radio ..... KKZN 760-AM  
... Mark Johnson (p-b-p), Charles Johnson (analyst)  
Athletic Reception ..... 303/492-7931  
Men's Basketball Office ..... 303/492-6877  
CECC Media Work Room ... 303/492-0713/0710  
Athletic Ticket Office ..... 303/492-8337  
Mailing Address:

Sports Information  
University of Colorado  
357 UCB (Fieldhouse Annex 50)  
Boulder, CO 80309-0357

**CU vs. NEBRASKA:** The Cornhuskers enter tonight's game looking for their third win in a row over the Buffaloes after sweeping both games last year. The last time Nebraska won back-to-back games in Boulder came in the 1998 and 1999 seasons. The Huskers lead the series 70-66, however are only 12-48 in the state of Colorado.

**SCOUTING THE CORNHUSKERS:** After winning their first two games of the conference season, Nebraska now has lost their last two in a row. NU opened with a home win over Oklahoma (59-58), won at Kansas State (57-42). They now have lost to Iowa State at home (88-75) and are coming off a 96-54 loss at Kansas. Wes Wilkinson leads the team in scoring (12.1 ppg.) and ranks second in rebounding (7.0 rpg.). Wilkinson leads the Big 12 (all games) in 3-point percentage and blocks. Jason Dourisseau (10.4 ppg., 6.7 rpg.) and Joe McCray (10.4 ppg.) are second and third in scoring.

**SCHOOL HOUSE ROCK...3 is a magic number...3,6,9,12,15:** CU performed their favorite number once again with 10 more 3-pointers made in a game for the third straight time (12 at Okla. State, 11 vs. Baylor, 13 at Missouri). This trend matches the same feat last year when CU made 17 vs. OSU, 12 at Texas Tech, and 11 at Kansas State. CU is rolling along from the 3-point arc toward last year's school record of 223. Entering tonight, CU is 142-of-369; last year at this time they were 96-of-292!

**BUFF TIDBITS:** Richard Roby is now 49th on the CU's all-time scoring list (765 pts.)...Despite not starting at Mizzou, Baylor, and Oklahoma State, **Marcus Hall** still leads the Big 12 in assist-turnover ratio (2.78)...*The Sporting News* has chosen Richard Roby as their national player of the week for Jan. 16-22...Against OSU, Roby tied a CU record with six steals in a half (1\*); his six steals also tied a CU conference high, a first for a CU player in the Big 12; And his six steals, tied five others as a sophomore best...Roby and **Chris Copeland** are the only two who have started all 16 games...**Julius Ashby** scored the most points since coming back to Big 12 play with 10 points at OSU...Hall's 16 points off the bench at OSU was the most scored in a reserve role since netting 22 at Oregon State (Dec. 1, 2003)...Osborn has made at least one 3-pointer in 13-straight games (2.2 a game)...The win over OSU was the first time a CU trio netted three or more treys in a single game this season (four by Marcus Hall, three each by Roby and Osborn)...Roby has scored double figures in 19 of his 21 career conference games (the other two were nine points)...CU has won three straight Big 12 games their longest since the 2003-04 season...The last time CU started 2-1 on the road in Big 12 play, they made the tourney (1996-97)...Tonight's 3-2 start in conference play matches CU's best start since 1996-97 when they won their first six games.

### Team Comparison Averages

	CU	NU
Points	82.9	68.9
Points Allowed	66.8	65.5
Scoring Margin	+16.1	+3.5
Field Goals	31.0	23.4
Field Goal Att.	65.9	56.5
Field Goal Pct.	.470	.414
3-pt Field Goals	8.9	7.2
3-pt Field Goal Att.	23.1	20.5
3-pt Field Goal Pct.	.385	.350
Free Throws	12.0	14.9
Free Throw Att.	19.1	23.7
Free Throw Pct.	.627	.630
Offensive Rebounds	16.1	14.1
Defensive Rebounds	25.5	26.0
Total Rebounds	41.6	40.1
Rebounding Margin	+6.1	+3.6
Fouls	18.8	16.8
Assists	17.7	13.5
Turnovers	13.9	16.8
Assist/TO Ratio	1.3	0.8
Turnover Margin	+3.7	-0.2
Blocks	6.1	3.6
Steals	10.0	7.6

### COLORADO BUFFALOES

(13-3, 3-2 BIG 12)

### NEBRASKA CORNHUSKERS

(12-5, 2-2 BIG 12)



### Probable Starters

#### COLORADO

Pos	No	Name	Ht	Yr	Hometown	PPG	RPG	APG
G	42	Antoine McGee	5-10	Sr.	Moreno Valley, Calif.	0.4	0.4	1.3
G	23	Richard Roby	6-6	So.	San Bernardino, Calif.	17.8	5.3	2.6
G	5	Jayson Obazuaye	6-2	Sr.	San Jose, Calif.	7.8	4.3	1.6
F	15	Chris Copeland	6-8	Sr.	Richmond, Va.	13.1	4.8	^1.1
C	33	Julius Ashby	6-9	235	Trinidad & Tobago	4.9	5.6	^1.4

^blocks

#### NEBRASKA

Pos	No	Name	Ht	Yr	Hometown	PPG	RPG	APG
G	1	Jason Dourisseau	6-6	Sr.	Omaha, Neb.	10.4	6.7	1.5
G	2	Joe McCray	6-5	So.	Fort Lauderdale, Fla.	10.4	3.7	1.2
G	10	Marcus Walker	6-2	Fr.	Kansas City, Mo.	7.7	1.3	2.8
F	11	Wes Wilkinson	6-10	Sr.	Grand Island, Neb.	12.1	7.0	^2.2
C	21	Aleks Maric	6-11	So.	Sydney, Australia	8.7	7.1	0.9

**2-2-2**

**REAPER BY THE DOZEN:** Unlike in football, where teams who win the turnover battle usually come out on top, the Buffs have found that on the court, the pigskin theory does not necessarily hold true. CU has committed exactly 12 turnovers in every conference game this season. During the five-game stretch, only Baylor has committed fewer turnovers than the Buffs—yes, the same game where CU beat the Bears 81-48 for their largest margin of victory in Big 12 history. The Buffs are actually taking care of the ball more in conference play, as they are committing three less turnovers a game than in non-conference play.

**LAST GAME RECAP** (see pg. 18 for box and story): Richard Roby scored 27 points, including the decisive basket in overtime, as Colorado beat Oklahoma State 80-78, last Saturday. It was the Buffaloes' second Big 12 Conference road win of the season. CU hadn't won at Gallagher-Iba Arena since Jan. 12, 1980, a stretch of 20 games. The Buffs also hadn't won at Missouri since the 1996-97 season before they did so on Jan. 14. Roby left the game Saturday with an injured ankle with 6:33 left in regulation, but the sophomore guard returned three minutes later and played most of the rest of the way. With the score tied 78-78, Roby scored on a put-back with 45.3 seconds left, following a miss by Marcus Hall.

**RAINING THREE'S:** After topping the 40 percent mark for three-pointers only once in non-conference play (.533 at Penn), the Buffs have shot over the mark in four of their five conference games. After making just 6-of-25 treys against Texas, the Buffs have connected on 45-of-105 shots behind the arc in their last four games for a combined .429 percentage...CU has reached double-digit totals in three-point field goals made in their last three games. The last time the Buffs accomplished the feat was last season when they made 10 or more three-pointers against Oklahoma State, Texas Tech and Kansas State in consecutive games. Since the introduction of the three-point line in the 1986-87 season, the Buffs have never gone four consecutive games with at least 10 treys.

**ROBY—RHYMES WITH KOBE:** Co-Big 12 Player-of-the-Week Richard Roby is coming off the best three-game stretch of his career. His 81 points (27.0 ppg) over the last three games is easily his best scoring output of his career over a three-game span. Just for kicks, here's how Roby's numbers over the last three games stack up against Kobe Bryant's historic 81-point effort against the Toronto Raptors on Sunday.

	MIN	FG-A	3FG-A	PTS	R	A	S	B
Kobe	42	28-46	7-13	81	6	2	3	1
Roby	99	31-62	11-23	81	17	6	8	5

**HALL BALL:** Junior Marcus Hall had perhaps his best game of the season against Oklahoma State. His 16 points marked his second-highest total of the season (17 at TCU). He dished out six assists for the fourth time this season and

moved into 14<sup>th</sup> place on CU's all-time assist list. After shooting a relatively low .308 from the three-point line, Hall busted out with four treys in just five attempts against the Cowboys.

**THE STEAL CURTAIN:** With nine steals against the Cowboys, CU's season total stands at 160. The single-season record is 285 by the 1994-95 Buffs, led by Keith Higgins (72) and Donnie Boyce (66). This season, the Buffs are on pace for 280, led by Roby (36) who has registered at least one steal in every game this season, capped by his six-steal performance against Oklahoma State. If he continues his 2.5 steals-per-game average, he will finish the season tied for seventh in single-season steals (66) and tied for fifth in steals per game.

**NCAA STATS:** As of Jan. 23, the Buffs are ranked among the best statistically in the 12 national team categories:

6th	Scoring Offense	83.2
7th	Scoring Margin	16.1
11th	3-point FG Made	8.9
14th	Blocked Shots	6.1
16th	Steals	10.0
16th	Assists	17.7
25th	Rebounding Margin	6.1
43rd	3-pt. FG%	.385

**TWO-WEEK NOTICE:** With a pair of Big 12 Player of the Week honors under his belt (a CU first), Richard Roby has put up some pretty good numbers over a two-week span: The averages are: 27 ppg., 5.5 rpg., 2.3 spg., 12-of-23 from 3-point range (.522) and 37-of-80 from the field (.457).

**MAKING A RUN at TREY HISTORY:** Most likely the CU men's team will break the school record in treys made in a season. What about the Big 12 Conference record? Here's a look at each year to see how far the Buffs need to go (i know it's a little early to speculate):

2005-06:	Colorado	142 (2nd in Big 12)
2004-05:	Texas	243
2003-04:	Texas	227
2002-03:	Baylor	254
2001-02:	Nebraska	267
2000-01:	Missouri	279
1999-00:	Missouri	291
1998-99:	Oklahoma	274
1997-98:	Baylor	217
1996-97:	Baylor	227

**TOP 25 RANKINGS...almost:** As another week goes by and the wins increase, CU is still getting votes. In this week's AP poll, CU is receiving 38 votes and in the ESPN/USA Today, the Buffs have 21 votes, one less vote than a week ago. The last time the Buffs were ranked in either poll came in 1997 at No. 24 (*Associated Press*). The others were 1969 (#18), 1963 (#10), 1962 (#9) and 1955 (#15).

**AP VOTES:** If you would have told me two months ago that CU would have more votes in

**INSIDE THE NUMBERS**

**CU's record under Patton when they score ...**

	Overall ... '05-06
Holding oppt. under 70	115-22 ..... 8-0
CU Scoring 30-39	0-1 .....
40-49 points	0-2 .....
50-59 points	1-26 .....
60-69 points	29-44 ..... 0-2
70-79 points	55-39 ..... 6-0
80-89 points	52-17 ..... 3-1
90-99 points	19-3 ..... 2-0
Over 100 points	13-0 ..... 2-0

**1995-2006 Margin of Victory/Losses**

1-2 points	13-12 ..... 1-1
3-5 points	17-20 ..... 1-0
6-9 points	27-23 .....
10-14 points	30-31 ..... 0-1
15-19 points	36-23 ..... 7-0
20-29 points	31-14 ..... 1-1
30 points +	16-9 ..... 3-0

**170-132**

<b>Double-digit scoring</b>	<b>'05-06</b>	<b>Career</b>
Richard Roby	14	41
Chris Copeland	11	31
Jayson Obazuaye	6	27
Marcus Hall	7	26
Andy Osborn	8	19
Glean Eddy	1	12
Julius Ashby	2	9
Dominique Coleman	4	4
Martane Freeman	5	5
Kyle Carder	1	1
Antoine McGee	-	1
Scott Senger	-	1
Marcus King-Stockton	-	1

**30+ Point Games**

Richard Roby	1	2
--------------	---	---

**20+ Point Games**

Richard Roby	6	14
Chris Copeland	3	6
Marcus Hall	-	5
Martane Freeman	1	1

**15+ Point Games**

Richard Roby	10	27
Chris Copeland	7	16
Marcus Hall	2	10
Andy Osborn	2	6
Jayson Obazuaye	2	9
Martane Freeman	4	4
Julius Ashby	1	2
Glean Eddy	1	1

**15+ Rebounds**

Julius Ashby	-	1
--------------	---	---

**10+ Rebound Games**

Julius Ashby	1	4
Chris Copeland	-	6
Richard Roby	1	3
Glean Eddy	-	3
Andy Osborn	1	2
Marcus King-Stockton	1	1

**10+ Assist Games**

Marcus Hall	-	1
Antoine McGee	-	1

**8+ Assist Games**

Marcus Hall	1	5
Antoine McGee	-	1

**6+ Blocked Shot Games**

Julius Ashby	-	1
--------------	---	---

**4+ Blocked Shot Games**

Julius Ashby	-	2
Glean Eddy	-	1

## Numerical Roster

No.	Player	Pos.	Ht.	Wt.	Cl.	Exp	Hometown
1	EDDY, Glean	F	6-6	215	Sr.	3L	Nashville, Tenn.
2	BOIDOCK, Billy	G	6-0	155	Sr.	3L	Dallas, Texas
3	CARDER, Kyle	F	6-5	185	Fr.	HS	Joplin, Mo.
4	OSBORN, Andy	F	6-9	230	Sr.	1L	Longmont, Colo.
5	OBAZUAYE, Jayson	G	6-2	205	Sr.	3L	San Jose, Calif.
10	SENGER, Scott	F	6-7	225	Sr.	3L	Louisville, Colo.
11	COLEMAN, Dominique	G	6-3	185	Jr.	TR	Oakland, Calif.
12	FREEMAN, Martane	F	6-7	200	Sr.	1L	Kansas City, Mo.
15	COPELAND, Chris	F	6-8	235	Sr.	3L	Richmond, Va.
21	HALL, Marcus	PG	6-1	180	Jr.	2L	Houston, Texas
23	ROBY, Richard	G	6-6	195	So.	1L	San Bernardino, Calif.
25	WILLIAMS, Calvin	F	6-7	210	Fr.	HS	Memphis, Tenn.
30	ARRINGTON, Lamont	F/C	6-11	220	Sr.	1L	Detroit, Mich.
31	#JACKSON-WILSON, Jermyl	F	6-5	220	So.	TR	Milwaukee, Wis.
32	KING-STOCKTON, Marcus	F	6-9	230	So.	1L	Denver, Colo.
33	ASHBY, Julius	F/C	6-9	235	Sr.	1L	Trinidad and Tobago
35	PERKOWSKI, Chase	G	6-2	190	Fr.	HS	San Juan Capistrano, Calif.
42	McGEE, Antoine	PG	5-10	185	Sr.	3L	Moreno Valley, Calif.

**Head Coach:** Ricardo Patton (Belmont '80) - 10th season

**Asst. Coach:** Paul Graham (North Texas State '74) - 3rd season

**Asst. Coach:** John Anderson (Stillman College '80) - 1st season

**Asst. Coach:** Mike Frink (Colorado '67) - 1st season

**Director of Basketball Operations:** Will Smith (Colorado 2000) - 2nd season

# ineligible, sophomore transfer, Ohio State, sits out all of the 2005-06 season

the AP poll than Kansas, Kentucky, Arizona, Cincinnati and Nevada COMBINED, I would have said you are nuts... **Others Receiving Votes:** North Carolina 122, LSU 109, Northern Iowa 90, Xavier 90, Iowa 71, UAB 47, Michigan 45, **Colorado** 38, Bucknell 32, Creighton 16, Wichita St. 14, Southern Ill. 9, Vanderbilt 9, St. John's 7, Air Force 4, Marquette 4, Akron 3, Arizona 3, Kentucky 3, Ohio 3, Cincinnati 1, Hofstra 1, Miami (FL) 1, Nevada 1, San Diego St. 1.

**DOUBLE YOUR PLEASURE:** Marcus King-Stockton (career-best 11) and Julius Ashby (season-high 10) performed a CU first this season and the first since last year at Iowa State (Jan. 22), two players with 10 or more rebounds. Against the Cyclones, Ashby grabbed 13 and Glean Eddy had 11 in CU's 54-52 overtime win in Ames. A CU win in Ames since Feb. 19, 1991.

**TURNOVER BATTLE:** The Buffs have committed fewer turnovers than their opponent in four of five conference games this season, the exception was CU-12, Baylor-11. In 16 conference games last season—not including the tournament—the Buffs had fewer turnovers exactly half of the time. Surprisingly, CU was only 2-6 when turning the ball over less than the opponent.

**MORE BUFF TIDBITS:** **Richard Roby's** career-high 33 points at Missouri (Jan. 14) was the first time he led CU in scoring since Dec. 20, since then, he has led CU in scoring three straight games ... Roby holds the top four of CU's top scoring games this season (33, 29, 27, 22) ... CU played with its fourth different starting lineup at Oklahoma State (see page 7) ... **Glean Eddy** has 366 career rebounds, 42nd all-time at CU, while **Chris Copeland** has 349 (46th) ... Roby has led CU from the 3-point arc eight times this season ... With 12 3-pointers made against OSU, the Buffaloes have made 10 or more treys in seven games this season ... CU's nine-game winning streak Nov. 26-Jan. 3) was the longest in school history since the 1961-62 season when the Buffaloes won 12-straight ... CU has made a 3-pointer in 122-straight games (last time CU they didn't was Jan. 16, 2002, Iowa State, W, 63-61) ... CU won at Missouri for the first time since 1996-97 season and only the second time in Columbia since Jan. 15, 1973 (32 games)...CU's win at Mizzou was the first time in four conference games they won after trailing at the half, CU also won the battle on the boards for the first time in three games...The Buffs are shooting a staggering .593 from the free throw line (11th of 12 teams) ... Of the nine national categories kept by the NCAA located on page 5, Roby leads CU in seven of

## SCHOOL INFORMATION

Location .....	Boulder, Colo.
Population/Founded .....	103,216/1876
Enrollment .....	27,151
Colors .....	Silver, Black, Gold
Nickname .....	Buffaloes (Buffs)
Mascot .....	Ralphie IV, the Buffalo
Arena .....	Coors Events Center (11,064)
Elevation .....	5,345
NCAA Affiliation/Conference .....	Division I/Big 12
President .....	Hank Brown (Colorado '61)
Chancellor .....	Dr. Phil DiStefano (Ohio State '68)
Vice Chancellor Student Affairs .....	Ron Stump
.....	(Northern Michigan '69)
Provost .....	Susan Avery (Michigan State '72)
Faculty Representative .....	David Clough
.....	Case Institute of Technology ('68)
Director of Athletics .....	Mike Bohn (Kansas '83)
Web Site .....	www.CU Buffs.com
Big 12 web page .....	www.Big12sports.com
Athletic Department .....	303/492-7931
Ticket Office .....	303/492-8337

## HISTORY

First Year of Basketball .....	1901-02
All-Time Record .....	1,078-1,027 (.512)
Games .....	2,105 games
NCAA Berths .....	10
NCAA Record .....	Won 9, Lost 12
.....	two third place finishes '42 & '55
Last Appearance, Result .....	2002-03
.....	(lost to Michigan State in 1st round)
NCAA Appearances .....	2003, 1997, 1969, 1963, 1962, 1955, 1954, 1946, 1942, 1940
NIT Berths .....	7
NIT Record .....	Won 8, Lost 6
.....	(won NIT in 1940, runner up 1938)
Last NIT Appearance/Result .....	2003-04
.....	(lost to at Oregon in 1st round)
Last Conference Title .....	1968-69 (Big 8)
.....	- have won conference title eight times, four prior to 1950 Big 8 (1962, 1963, 1969); Big 7 (1955)
Mountain State Conference titles .....	4
.....	(1938, 1939, 1940, 1942)

them. The only exceptions are blocked shots (Copeland) and assists (Hall) ... Roby collected his third career double-double versus Utah (19 pts., 10 rebs.) ... **Andy Osborn** recorded his second career double-double at CU, 17 pts., 10 rebounds against Cal Poly (four at Loyola Marymount) ... Roby failed to make a 3-pointer against SSU, ending his streak of 30 games going back to last season ... On page 9, a handful of CU players are moving upward on career school lists ... Seniors **Chris Copeland**, **Glean Eddy**, **Antoine McGee**, and **Jayson Obazuaye** close out their final year in 2005-06. It's also the first senior class under Head Coach **Ricardo Patton**

## CU DURING THE PATTON 10 YEARS

Year	PPG	FG %	3-Pt. %	FT %	W's
2005-06	82.9	.470	.385	.627	13
2004-05	71.6	.435	.353	.629	14
2003-04	74.2	.464	.372	.621	18
2002-03	75.2	.443	.326	.669	20
2001-02	79.7	.453	.357	.677	15
2000-01	80.6	.460	.359	.715	15
1999-00	75.2	.426	.339	.686	18
1998-99	73.1	.414	.344	.702	18
1997-98	71.4	.404	.346	.688	13
1996-97	73.1	.420	.362	.681	22

**4-4-4**

that four players will have played their freshman, sophomore, junior and senior years at CU.

**BIG 12 OPENER:** The Buffaloes saw the same 'ole thing in their conference opener at Texas, they lost. It was the ninth straight conference opener loss and kept CU winless on the road (0-4). Lone win was Nebraska in 1996-97.

Jan. 07, 2006	at Texas	L, 64-89
Jan. 08, 2005	at Oklahoma	L, 55-85
Jan. 05, 2004	KANSAS	L, 62-77
Jan. 11, 2003	at Oklahoma	L, 54-69
Jan. 05, 2002	KANSAS	L, 85-97
Jan. 06, 2001	at Baylor	L, 56-61
Jan. 08, 2000	KANSAS	L, 69-84
Jan. 02, 1999	TEXAS	L, 68-73
Jan. 03, 1998	OKLAHOMA	L, 68-69
Jan. 04, 1997	NEBRASKA	W, 79-73

**BIG 12 10<sup>TH</sup> ANNIVERSARY VOTING NOW OPEN:** The Big 12 is celebrating its 10th anniversary this season and is selecting special teams to honor the top players in the first nine years of the conference.

Followers of the Big 12 can vote for the top five men's basketball players in league annals by visiting the conference web site at [www.big12sports.com](http://www.big12sports.com). Click on the "Vote Now" button on the left side of the home page. Users may also go directly to the following link for voting information:

[www.big12sports.com/10th-anniversary/](http://www.big12sports.com/10th-anniversary/)  
Winners will be announced live on the ESPN Plus Studio 66 halftime show in early February.

**"LS" INITIALS:** If you notice the "LS" initials on each of the CU player uniforms that's in memory of senior walk-on Scott Senger's mother, Linda died of cancer this past July. Scott played at nearby Monarch High School where set the school record for 3-pointers made in a season and most points scored.

**LIFE BEFORE CUPCAKES:** With all due respect to Mercer (Dec. 22), Dartmouth (Dec. 31), and Savannah State (Jan. 3), a trio of teams at the bottom of the competitive RPI barrel, CU sophomore **Richard Roby** has suffered the most

in terms of statistical improvement. Before Mercer, Roby was averaging 18.5 points per game, today he's averaging 15.7 (he scored 14 at Texas and 15 vs. KU). In those three games, Roby averaged nine points and four rebounds per game.

**BUFFS PICKED 9TH:** The Big 12 coaches are predicting the Buffs will be a ninth place team in 2005-06. Last season the conference coaches predicted a 10th place finish and were almost correct as CU finished 11th. In its conference history, CU has finished in second place (once), fourth (one), fifth (once), seventh (once), ninth (three times) and 10th (once). Below is the history of the Big 12 coaches' predictions and the Buffs actual finish:

- 1996-97:** No Poll done (CU finished 2nd)
- 1997-98:** 9th (CU finished 9th)
- 1998-99:** 10th (CU finished 8th)
- 1999-00:** 8th (CU finished 7th)
- 2000-01:** 7th (CU finished 9th)
- 2001-02:** 7th (CU finished 9th)
- 2002-03:** 9th (CU finished 15th)
- 2003-04:** 6th (CU finished 4th)
- 2004-05:** 10th (CU was 11th)
- 2005-06:** 9th (CU ??)

**2005-06 Big 12 Coaches Predictions**

1.	Texas (10)	120
2.	Oklahoma (2)	112
3.	Kansas	89
4.	Oklahoma State	84
5.	Texas Tech	80
6.	Iowa State	70
7.	Texas A&M	68
8.	Missouri	48
9.	<b>Colorado</b>	<b>43</b>
10.	Nebraska	40
11.	Kansas State	25
12.	Baylor	13

**TOUGH NON-CONFERENCE?** Do you think CU had an easy non-conference schedule this year, or perhaps it's difficult? In fact, CU ranks smack dab in the middle based on their opponents record last season. Remember, Baylor did

not playing a non-conference schedule this season due to NCAA infractions. Texas A&M has the easiest, followed by Nebraska and so on ...

**Big 12 Conference non-conference schedule**

	Pct.	Actual Record
1)	Texas A&M	0.417 10-1
2)	Nebraska	0.433 11-3
3)	Kansas State	0.456 9-2
4)	Texas Tech	0.504 8-6
5)	Texas	0.514 12-2
6)	<b>Colorado</b>	<b>0.523</b> 10-1
7)	Iowa State	0.534 10-3
8)	Oklahoma	0.566 9-2
9)	Kansas	0.574 9-4
10)	Oklahoma St.	0.581 10-4
11)	Missouri	0.599 7-4

**2006-07 National Letters of Intent:** Back in November, Coach Patton announced the 2009-10 incoming class who signed National Letters of Intent. Six student-athletes will be playing their first seasons in Boulder, while another is sitting out the 2005-06 after transferring. He will be eligible next year.

**Kalvin Bay,** 6-2, 170-pound, point-guard (Tempe, Arizona/Marcos de Niza HS)

**Sean Kowal,** 6-10, 240-pound, center (St. Louis, Mo./De Smet Jesuit HS)

**Xavier Silas,** 6-4, 205-pound, guard (Wolfeboro, NH/Brewster Academy [Wolfeboro, N.H.], Stephen F. Austin HS (Austin, Texas)

**Dwight Thorne,** 6-3, 205-pound, point guard (Arlington, Texas/Martin HS)

**Dale Vanwright,** 6-6, 200 pound, small forward (Houston, Texas/Bellaire HS)

**Jeremy Williams,** 6-8, 210, small forward (Memphis, Tenn./Hamilton HS)

**Jermyl Jackson-Wilson,** 6-5, 210-pound, forward (Milwaukee, Wisconsin/Fork Union Military Academy/Rufus King HS) – transfer from Ohio State

<b>LEAD-DEFICIT COMPARISON</b>					
Oppt.	Largest Lead	Half	Deficit	Half	Result
UNCW	24 pts	2nd	3	1st	W, 73-54
at Colorado State	9 pts.	2nd	7	1st	L, 82-83
vs. Saint Mary's	18 pts.	2nd	5	1st	W, 73-54
at Penn	18 pts.	2nd	10	1st	W, 78-60
CAL POLY	22 pts.	2nd	4	1st	W, 93-75
UTAH	24 pts.	2nd	-7	1st	W, 76-52
UC IRVINE	16 pts.	2nd	-3	1st	W, 96-80
at TCU	25 pts	2nd	-	-	W, 77-59
MERCER	52 pts	2nd	-	-	W, 117-74
DARTMOUTH	24 pts	2nd	-	-	W, 85-63
SAVANNAH STATE	74 pts	2nd	-	-	W, 116-52
at Texas	-	-	31	2nd	L, 64-89
KANSAS	4 pts	1st	13	2nd	L, 63-75
at Missouri	6 pts	2nd	5	2nd	W, 74-71
BAYLOR	34 pts	2nd	5	1st	W, 81-48
at Oklahoma State	12	2nd	6	2nd	W, 80-78

**Big 12 Rankings: INDIVIDUAL**

<b>Scoring</b>			
	<b>G</b>	<b>PTS</b>	<b>AVG</b>
5. Richard Roby	16	285	17.8
<b>FG %</b>			
	<b>FTG</b>	<b>FGM</b>	<b>PCT</b>
10. Richard Roby	101	218	.463
<b>Free Throw %</b>			
	<b>FTM</b>	<b>FTA</b>	<b>PCT</b>
11. Richard Roby	44	62	.710
<b>Assists</b>			
	<b>G</b>	<b>ASTS</b>	<b>AVG</b>
6. Marcus Hall	16	64	4.0
<b>Steals</b>			
	<b>G</b>	<b>STLS</b>	<b>AVG</b>
3. Richard Roby	16	36	2.25
<b>3-Point FG %</b>			
	<b>3FGM</b>	<b>3FGA</b>	<b>AVG</b>
12. Richard Roby	39	89	.438
<b>3-Point FG Made</b>			
	<b>G</b>	<b>3-FC</b>	<b>AVG.</b>
4. Richard Roby	16	39	2.44
17. Andy Osborn	16	33	2.06
13. Chris Copeland	16	26	1.63
<b>Blocked Shots</b>			
	<b>G</b>	<b>BLKS</b>	<b>AVG</b>
10. Chris Copeland	16	18	1.13
12. Andy Osborn	16	17	1.06
<b>Defensive Rebounds</b>			
	<b>G</b>	<b>NO.</b>	<b>AVG</b>
12. Richard Roby	16	63	3.94
<b>Assist/Turnover Ratio</b>			
	<b>ASTS</b>	<b>TO</b>	<b>RATIO</b>
1. Marcus Hall	64	23	2.78
<b>BIG 12 Rankings: TEAM</b>			
<b>Scoring Offense</b>			
	<b>G</b>	<b>PTS</b>	<b>AVG</b>
1. Colorado	16	1326	82.9
2. Texas	19	1519	79.9
<b>Scoring Defense</b>			
	<b>G</b>	<b>PTS</b>	<b>AVG</b>
1. Texas	19	1098	57.8
8. Colorado	16	1069	66.8
<b>Scoring Margin</b>			
	<b>OFF</b>	<b>DEF</b>	<b>MARGIN</b>
1. Texas	79.9	57.8	+22.2
2. Colorado	82.9	66.8	+16.1
<b>Free Throw %</b>			
	<b>FTM</b>	<b>FTA</b>	<b>PCT</b>
1. Oklahoma State	280	386	.725
11. Colorado	192	306	.627
<b>Field Goal %</b>			
	<b>FGM</b>	<b>FGA</b>	<b>PCT</b>
1. Oklahoma State	522	1033	.505
5. Colorado	496	1055	.470
<b>FG % Defense</b>			
	<b>FGM</b>	<b>FGA</b>	<b>PCT</b>
1. Kansas	353	994	.355
5. Colorado	381	936	.407
<b>3-Point FG %</b>			
	<b>FGM</b>	<b>FGA</b>	<b>PCT</b>
1. Texas Tech	94	242	.388
3. Colorado	142	369	.385
<b>3-Point FG % Def.</b>			
	<b>FGM</b>	<b>FGA</b>	<b>PCT</b>
1. Texas	121	394	.307
4. Colorado	101	302	.334
<b>Rebounding</b>			
	<b>G</b>	<b>REBS</b>	<b>AVG</b>
1. Texas	19	799	42.1
2. Colorado	16	665	41.6
<b>Rebounding Defense</b>			
	<b>G</b>	<b>REBS</b>	<b>AVG</b>
1. Oklahoma	16	377	25.1
10. Colorado	16	568	35.5
<b>Rebounding Margin</b>			
	<b>REBS</b>	<b>OPP</b>	<b>MARGIN</b>
1. Oklahoma	568	377	+12.7
4. Colorado	665	568	+6.1
<b>Blocked Shots</b>			
	<b>G</b>	<b>BLKS</b>	<b>AVG</b>
1. Colorado	16	98	6.13
2. Kansas	17	102	6.00
<b>Assists</b>			
	<b>G</b>	<b>ASTS</b>	<b>AVG</b>
1. Kansas	17	313	18.41
2. Colorado	16	283	17.69
<b>Steals</b>			
	<b>G</b>	<b>STLS</b>	<b>AVG</b>
1. Iowa State	18	186	10.33
2. Colorado	16	160	10.00
<b>Turnover Margin</b>			
	<b>TURN</b>	<b>OPP</b>	<b>MARGIN</b>
1. Texas A&M	227	325	+6.13
3. Colorado	222	281	+3.69
<b>Assist/Turnover Ratio</b>			
	<b>ASTS</b>	<b>TURN</b>	<b>RATIO</b>
1. Colorado	283	222	1.27
2. Texas A&M	274	227	1.21

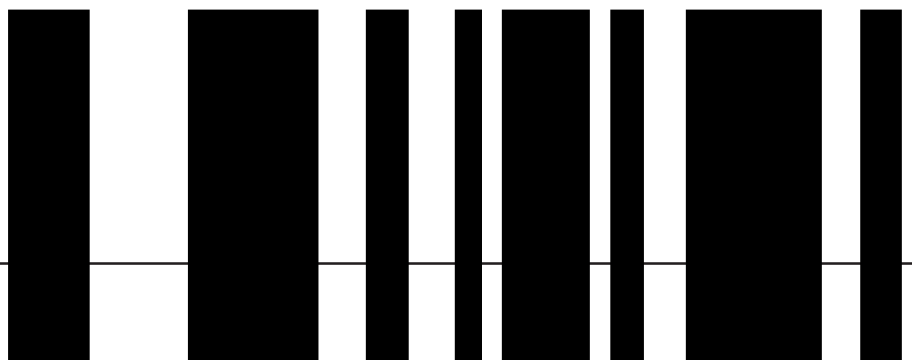
**2005-06 NCAA Statistical TEAM Comparison (as of Jan. 23)**

<b>Category</b>	<b>NCAA Leader</b>	<b>AvG.</b>	<b>CU</b>	<b>Conf. Rk.</b>	<b>NL.</b>	<b>Big 12 Leader</b>	<b>AvG.</b>
Scoring Offense	Washington	88.4	82.9	1st	6th	Colorado	83.2
Scoring Defense	Air Force	53.2	66.8	8th	-	Texas	57.8
Scoring Margin	Texas	22.2	16.1	2nd	7th	Texas	22.2
FG Percentage	Florida	52.4	47.0	5th	-	Oklahoma State	50.5
FG % Defense	Kansas	35.5	35.5	5th	-	Kansas	35.5
3-Pt. FG Per Game	Troy	12.3	8.9	1st	11th	Colorado	8.9
3-Pt. FG %	Indiana	46.2	38.5	3rd	43rd	Texas Tech	38.8
Free-Throw	Gonzaga	81.0	62.7	11th	-	Oklahoma State	72.5
Rebound Margin	LSU	13.4	6.1	4th	25th	Oklahoma	12.7
Assists Per Game	Texas A&M-CC	20.0	17.7	2nd	16th	Kansas	18.4
Blocked Shots	Connecticut	9.2	6.1	1st	14th	Colorado	6.13
Steals	Houston	12.8	10.0	2nd	16th	Iowa State	10.3
Turnovers	Temple	7.7	13.9	1st	-	Colorado	13.9

**2005-06 NCAA Statistical INDIVIDUAL Comparison (as of Jan. 23)**

<b>Category</b>	<b>Leader</b>	<b>School</b>	<b>AvG.</b>
Ntl. Scoring Leader	Adam Morrison	Gonzaga	28.3
Big 12	Thomas Gardner	Missouri	21.6
Colorado	Richard Roby	Colorado	17.8
Ntl. Field Goal %	Randall Hanke	Providence	69.8
Big 12	LaMarcus Aldridge	Texas	61.8
Colorado	Richard Roby	Colorado	46.3
Ntl. 3-Point %	Mike Gasey	West Virginia	51.6
Big 12	Wes Wilkinson	Nebraska	52.4
Colorado	Richard Roby	Colorado	43.8
Ntl. 3-Point Made	Andre Collins	Loyola (MD)	4.7
Big 12	Thomas Gardner	Missouri	3.44
Colorado	Richard Roby	Colorado	2.44
Ntl. Free Throw %	Derek Raivio	Gonzaga	96.1
Big 12	Cartier Martin	Kansas State	84.4
Colorado	Richard Roby	Colorado	71.0
Ntl. Rebounding	Paul Millsap	La. Tech	12.8
Big 12	LaMarcus Aldridge	Texas	9.4
Colorado	Richard Roby	Colorado	5.3
Ntl. Assists	Jose Juan Barea	Northeastern	8.8
Big 12	Will Blalock	Iowa State	6.6
Colorado	Marcus Hall	Colorado	4.0
Ntl. Blocked Shots	Shawn James	Northeastern	6.1
Big 12	Wes Wilkinson	Nebraska	2.2
Colorado	Chris Copeland	Colorado	1.1
Ntl. Steals	Tim Smith	E. Tenn. State	3.7
Big 12	Curtis Stinson	Iowa State	2.7
Colorado	Richard Roby	Colorado	2.3

<b>Offensive Rebounds</b>	<b>G</b>	<b>REBS</b>	<b>AVG</b>	<b>3-Point FG Made</b>	<b>G</b>	<b>FGM</b>	<b>AVG</b>
1. Oklahoma	15	246	16.40	1. Colorado	16	142	8.88
2. Colorado	16	257	16.06	2. Texas	19	150	7.89
<b>Defensive Rebounds</b>	<b>G</b>	<b>REBS</b>	<b>AVG</b>				
1. Texas	19	525	27.63				
4. Colorado	16	408	25.50				



## FROM THE BOARDS

	Offensive			Defensive			Rebounds		
	CU	Oppt.	+/-	CU	Oppt.	+/-	CU	Oppt.	+/-
<b>UNCW</b>	13	12	+1	23	19	+4	36	31	+5
at Colorado State	15	11	+4	17	17	-	32	28	+4
vs. Saint Mary's	17	12	+5	30	30	-	47	42	+5
at Penn	12	7	+5	38	21	+17	50	28	+22
<b>CAL POLY</b>	22	10	+12	24	23	+1	46	33	+13
<b>UTAH</b>	18	9	+9	23	26	-3	41	35	+6
<b>UC IRVINE</b>	11	3	+8	24	23	+1	35	26	+9
at TCU	11	15	-4	32	21	+11	43	36	+7
<b>MERCER</b>	15	17	-2	32	17	+15	47	34	+13
<b>DARTMOUTH</b>	16	15	+1	32	20	+12	48	35	+13
<b>SAVANNAH ST</b>	19	12	+7	28	18	+10	47	30	+17
at Texas	20	17	+3	20	33	-13	40	50	-10
<b>KANSAS</b>	9	19	-10	19	31	-12	28	50	-22
at Missouri	18	9	+9	13	21	-8	31	30	+1
<b>BAYLOR</b>	22	19	+3	34	20	+14	56	39	+17
at Okla. State	19	18	+1	23	19	+4	38	41	-3
<b>TOTALS</b>	<b>257</b>	<b>205</b>	<b>+52</b>	<b>412</b>	<b>359</b>	<b>+53</b>	<b>665</b>	<b>568</b>	<b>+197</b>
<b>AVERAGES</b>	<b>16.1</b>	<b>12.8</b>	<b>+3.3</b>	<b>25.8</b>	<b>22.4</b>	<b>+3.4</b>	<b>41.6</b>	<b>35.5</b>	<b>+6.1</b>

## SCORING CAMPARISON

	Starters			Bench		
	CU	Oppt.	+/-	CU	Oppt.	+/-
<b>UNC WILMINGTON</b>	63	25	+38	10	29	-19
at Colorado State	49	75	-26	33	8	+25
vs. Saint Mary's	46	43	+3	27	11	+16
at Penn	62	46	+16	16	14	+2
<b>CAL POLY</b>	70	63	+7	23	12	+11
<b>UTAH</b>	54	33	+12	22	19	+3
<b>UC IRVINE</b>	62	66	-4	34	14	+20
at TCU	67	33	+34	10	26	-16
<b>MERCER</b>	50	35	+15	67	39	+28
<b>DARTMOUTH</b>	60	36	+24	56	16	+40
at Texas	38	79	-41	26	10	+16
<b>KANSAS</b>	55	59	-4	8	16	-8
at Missouri	52	58	-6	22	13	+9
<b>BAYLOR</b>	42	26	+16	39	22	+17
at Oklahoma State	42	42	0	38	36	+2
<b>TOTALS</b>	<b>812</b>	<b>717</b>	<b>+95</b>	<b>431</b>	<b>285</b>	<b>+146</b>
<b>AVERAGES</b>	<b>50.8</b>	<b>44.8</b>	<b>+6.0</b>	<b>26.9</b>	<b>17.8</b>	<b>+9.1</b>

## 2005-06 SCORING BREAKDOWN

Game	Total	1st	2nd	OT	Starters	Bench	Fr.	So.	Jr.	Sr.
<b>UNC Wilmington</b>	73	29	44	-	63	10	-	16	9	48
at Colorado State	82	43	39	-	49	33	-	14	17	51
Saint Mary's	73	40	33	-	46	27	4	33	12	24
at Penn	78	37	41	-	62	16	-	24	14	40
<b>CAL POLY</b>	93	45	48	-	70	23	4	22	16	51
<b>UTAH</b>	76	33	43	-	54	22	-	23	12	41
<b>UC IRVINE</b>	96	47	49	-	62	34	-	20	27	49
at TCU	77	36	41	-	67	10	-	17	19	41
<b>MERCER</b>	117	65	52	-	50	67	19	8	12	78
<b>DARTMOUTH</b>	83	41	42	-	54	29	2	13	9	59
<b>SAVANNAH ST</b>	116	67	49	-	60	56	3	10	21	82
at Texas	64	24	40	-	38	26	4	14	9	37
<b>KANSAS</b>	63	27	36	-	55	8	-	15	6	42
at Missouri	74	30	44	-	52	22	-	33	11	30
<b>BAYLOR</b>	81	36	45	-	42	39	-	29	12	40
at Oklahoma State	80	39	32	9	42	38	-	27	19	34
<b>TOTALS</b>	<b>1326</b>	<b>629</b>	<b>676</b>	<b>9</b>	<b>866</b>	<b>460</b>	<b>36</b>	<b>318</b>	<b>225</b>	<b>747</b>
<b>AVERAGES</b>	<b>82.9</b>	<b>39.3</b>	<b>42.3</b>	<b>9.0</b>	<b>(54.1)</b>	<b>(28.8)</b>	<b>2.3</b>	<b>19.9</b>	<b>14.7</b>	<b>46.7</b>

## 2005-06 GAME-BY-GAME INDIVIDUAL RESULTS

DATE	OPPONENT	W/L	SCORE	ATT	HIGH SCORER	HIGH REB.	ASSISTS	BLOCKS	3-PTERS MADE	STEALS
11/18	UNC Wilmington	W	73-54	3268	Copeland (20)	Osborn (8)	Roby (4)	Osborn (3)	Copeland, Roby (2)	three players w/3
11/21	at Colorado State	L	82-83	5868	Freeman (17)	King-Stockton (7)	Hall (7)	King-Stockton (2)	Osborn (3)	Hall (4)
11/26	vs. Saint Mary's	W	73-54	5035	Roby (29)	Roby, Williams (7)	Hall (8)	Roby, Williams (1)	Roby (4)	Roby (3)
11/29	at Penn	W	78-60	6249	Roby (22)	Obazuaye (9)	Roby (5)	King-Stockton, Roby (1)	Roby (4)	Copeland (3)
12/03	CAL POLY	W	93-75	1559	Roby, Osborn (17)	Osborn (10)	Hall (5)	Arrington, Osborn (2)	Osborn (4)	Coleman (3)
12/07	UTAH	W	76-52	2472	Roby (19)	Roby (10)	Copeland (4)	Copeland (2)	Roby (4)	Freeman (3)
12/17	UC IRVINE	W	96-80	1416	Roby (20)	Osborn (7)	Hall (5)	Roby (2)	Roby (3)	Freeman, Roby (3)
12/20	at TCU	W	77-59	3321	Hall, Roby (17)	Eddy, Obazuaye(7)	Osborn (3)	Osborn (3)	three players w/2	Coleman (2)
12/22	MERCER	W	117-74	2010	Obazuaye (19)	Copeland (7)	McGee (6)	Osborn, Senger (3)	Carder (3)	Coleman, Senger (3)
12/31	DARTMOUTH	W	83-65	2534	Freeman (17)	Freeman (9)	Roby (4)	Freeman (2)	5 players w/ 1	Roby (4)
01/03	SAVANNAH ST.	W	116-52	1424	Eddy (17)	Eddy (9)	Hall (5)	Copeland (3)	Osborn (5)	Hall (5)
01/07	at Texas	L	64-89	14168	Freeman (20)	Freeman, Williams (8)	Roby, Obazuaye (2)	4 players w/ 1	Roby (3)	Freeman, Roby (2)
01/11	KANSAS	L	63-75	10586	Copeland (22)	Roby (5)	Hall (6)	King-Stockton (3)	Copeland (4)	3 players w/ 2
01/14	at Missouri	W	74-71	10684	Roby (33)	Ashby (5)	Coleman (6)	Ashby (2)	Roby (6)	5 players w/ 1
01/18	BAYLOR	W	81-48	3440	Roby (21)	King-Stockton (11)	Coleman (7)	4 players w/ 2	Copeland, Roby (4)	5 players w/ 1
01/21	at Oklahoma State	W	80-78	ot 13046	Roby (27)	Ashby, Roby (7)	Hall (6)	Ashby (2)	Hall (4)	Roby (6)

**10 mini-games:** In a way, college basketball games can be viewed as a series of 10 mini-games, broken up by media timeouts. Here, we break down the Buffaloes and their opponents from one timeout to the next:

	<b>20-16</b>	<b>16-12</b>	<b>12-8</b>	<b>8-4</b>	<b>4-0</b>	<b>HALFTIME</b>	<b>20-16</b>	<b>16-12</b>	<b>12-8</b>	<b>8-4</b>	<b>4-0</b>	<b>OT</b>	<b>FINAL</b>
<b>UNCW</b>	9-7	6-2	4-4	5-8	5-2	<b>29-23</b>	11-9	13-2	7-5	8-5	5-10		<b>W, 73-54</b>
at Colorado State	14-13	6-9	5-7	11-7	7-4	<b>43-40</b>	11-10	10-6	8-10	2-5	8-12		<b>L, 82-83</b>
vs. Saint Mary's	4-7	8-0	13-7	9-8	6-4	<b>40-26</b>	5-9	4-5	5-0	13-8	6-6		<b>W, 73-54</b>
at Penn	14-9	2-11	7-3	6-13	8-1	<b>37-37</b>	9-5	6-4	4-2	13-5	9-7		<b>W, 78-60</b>
<b>CAL POLY</b>	10-10	8-7	13-9	11-8	3-5	<b>45-39</b>	11-8	11-8	13-8	9-4	4-8		<b>W, 93-75</b>
<b>UTAH</b>	3-8	3-2	9-0	8-2	10-4	<b>33-16</b>	5-15	6-0	14-11	7-6	11-4		<b>W, 76-52</b>
<b>UC IRVINE</b>	14-13	11-8	8-4	9-8	3-3	<b>47-36</b>	9-10	8-10	11-8	11-10	10-6		<b>W, 96-80</b>
at TCU	9-2	2-5	8-7	9-6	8-7	<b>36-27</b>	11-6	4-1	13-5	6-14	7-6		<b>W, 77-69</b>
<b>MERCER</b>	22-6	7-5	10-5	16-8	10-5	<b>65-29</b>	18-6	12-11	9-10	8-8	5-10		<b>W, 117-74</b>
<b>DARTMOUTH</b>	16-6	3-4	6-5	4-5	12-4	41-24	12-11	1-8	14-7	13-9	2-6		<b>W, 85-63</b>
<b>SAVANNAH ST</b>	22-4	10-4	16-4	13-2	6-2	67-16	19-7	7-5	13-9	5-6	5-9		<b>W, 116-52</b>
at Texas	2-11	6-2	4-13	4-5	8-12	24-43	9-15	9-6	7-13	6-6	9-6		<b>L, 64-89</b>
<b>KANSAS</b>	8-8	4-8	5-4	5-7	5-2	27-29	8-10	2-7	9-13	5-5	12-11		<b>L, 63-75</b>
at Missouri	8-6	9-11	6-7	5-2	2-9	30-35	9-5	13-7	6-11	6-7	10-6		<b>W, 74-71</b>
<b>BAYLOR</b>	2-6	5-6	10-4	11-2	8-0	36-18	7-9	6-7	11-5	13-6	8-3		<b>W, 81-48</b>
at Oklahoma St.	5-2	4-9	9-6	16-8	5-5	39-30	6-6	0-14	10-7	10-10	6-4	9-7	<b>W, 80-78</b>
	<b>162-118</b>	<b>94-89</b>	<b>133-89</b>	<b>142-99</b>	<b>112-69</b>	<b>639 - 466</b>	<b>162-141</b>	<b>112-101</b>	<b>154-124</b>	<b>135-114</b>	<b>117-114</b>	9-7	
	<b>10.1-7.8</b>	<b>5.9-5.6</b>	<b>8.3-5.6</b>	<b>8.9-6.2</b>	<b>7.0-4.3</b>	<b>39.9 - 29.1</b>	<b>10.1-8.8</b>	<b>7.0-6.3</b>	<b>9.6-7.8</b>	<b>8.4-7.1</b>	<b>7.3-7.19-7</b>		<b>1326 (82.9)</b> <b>1069 (66.8)</b>

### 2005-06 STARTING LINEUPS

<b>Games</b>	<b>G</b>	<b>G</b>	<b>G</b>	<b>F</b>	<b>F</b>	<b>W-L</b>
<b>UNC WILMINGTON</b>	Coleman	Obazuaye	Roby	Copeland	Osborn	1-0
at Colorado State	Coleman	Obazuaye	Roby	Copeland	Osborn	1-1
vs. Saint Mary's	Hall	Obazuaye	Roby	Copeland	Osborn	1-0
at Penn	Hall	Obazuaye	Roby	Copeland	Osborn	2-0
<b>CAL POLY</b>	Hall	Obazuaye	Roby	Copeland	Osborn	3-0
<b>UTAH</b>	Hall	Obazuaye	Roby	Copeland	Osborn	4-0
<b>UC IRVINE</b>	Hall	Obazuaye	Roby	Copeland	Osborn	5-0
at TCU	Hall	Obazuaye	Roby	Copeland	Osborn	6-0
<b>MERCER</b>	Hall	Obazuaye	Roby	Copeland	Osborn	7-0
<b>DARTMOUTH</b>	Hall	Obazuaye	Roby	Copeland	Osborn	8-0
<b>SAVANNAH STATE</b>	Hall	Obazuaye	Roby	Copeland	Osborn	9-0
at Texas	Hall	Obazuaye	Roby	Copeland	Osborn	9-1
<b>KANSAS</b>	Hall	Obazuaye	Roby	Copeland	Osborn	9-2
at Missouri	McGee	Freeman	Roby	Copeland	Ashby	1-0
<b>BAYLOR</b>	McGee	Freeman	Roby	Copeland	Ashby	2-0
at Oklahoma State	McGee	Obazuaye	Roby	Copeland	Asby	1-0

## 2005-06 GAME-BY-GAME TEAM STATISTICS

Game	Score	FG-FGA	Pct.	3-Pt.-FGA	Pct.	FT-FTA	Pct.	O-D	TOT	F/EJ	A	TO	BLK	S
COLORADO	73	26-54	.464	4-17	.235	17-24	.708	13-23	36	14/0	17	6	6	17
UNC Wilmington	54	22-54	.407	5-14	.357	5-8	.625	12-19	31	24/0	13	26	2	3
COLORADO	82	32-61	.525	7-18	.389	11-19	.579	15-17	32	25/1	21	16	3	11
at Colorado State	83	26-50	.520	13-25	.520	18-26	.692	11-17	28	17/0	20	20	6	7
COLORADO	73	30-73	.411	6-18	.333	7-13	.538	17-30	47	21/0	18	15	2	9
Saint Mary's	54	19-54	.352	4-17	.235	12-24	.500	12-30	42	17/0	4	22	4	6
COLORADO	78	27-57	.474	8-15	.533	16-20	.800	12-28	50	23/0	15	18	2	9
at Penn	60	22-61	.361	6-27	.222	10-21	.476	7-21	28	21/0	16	12	1	8
COLORADO	93	36-75	.480	8-27	.296	13-25	.520	22-24	46	11/0	19	5	6	10
Cal Poly	75	29-58	.500	12-26	.462	5-9	.556	10-23	33	19/0	13	15	4	2
COLORADO	76	29-70	.414	12-37	.324	6-11	.545	18-23	41	17/0	18	10	4	9
Utah	52	21-50	.420	2-14	.143	8-16	.500	9-26	35	15/0	7	17	1	5
COLORADO	96	33-64	.516	10-26	.385	20-24	.833	11-24	35	18/1	19	12	3	13
UC Irvine	80	30-53	.566	9-18	.500	11-17	.647	3-23	26	22/1	21	17	0	6
COLORADO	77	28-57	.491	7-21	.333	14-20	.700	11-32	43	26/0	17	23	6	6
at TCU	59	18-59	.305	6-24	.250	17-30	.567	15-21	36	20/0	12	20	2	3
COLORADO	117	47-75	.627	12-19	.632	11-19	.579	15-32	47	13/0	29	14	12	14
at Mercer	74	29-75	.387	9-20	.450	7-10	.700	17-17	34	18/0	13	18	3	8
COLORADO	83	33-63	.524	5-16	.313	12-21	.571	16-32	48	17/0	18	19	9	12
Dartmouth	65	23-69	.333	5-17	.294	14-16	.875	15-20	35	19/0	11	15	3	7
COLORADO	116	45-78	.577	12-25	.480	14-24	.583	19-28	47	15/0	27	13	10	19
Savannah State	52	18-56	.321	4-10	.400	12-15	.800	12-18	30	18/0	3	28	1	8
COLORADO	64	22-71	.310	6-25	.240	14-22	.636	20-20	40	26/1	7	12	4	4
at Texas	89	30-62	.484	8-19	.421	21-32	.656	17-33	50	16/0	18	14	6	8
COLORADO	63	21-57	.368	9-22	.409	12-23	.522	9-19	28	20/0	13	12	11	8
Kansas	75	28-63	.444	2-13	.154	17-23	.739	19-31	50	19/0	20	17	5	6
COLORADO	74	26-61	.426	13-29	.448	9-13	.692	18-13	31	22/0	18	12	5	5
at Missouri	71	22-44	.500	5-16	.313	22-31	.710	9-21	30	19/0	12	13	2	3
COLORADO	81	30-67	.448	11-25	.440	10-18	.556	22-34	56	14/0	17	12	10	5
Baylor	48	16-64	.250	6-27	.222	10-19	.529	19-20	39	17/0	7	11	4	2
COLORADO	80	31-70	.443	12-29	.414	6-10	.414	19-19	38	19/0	15	12	5	9
at Oklahoma St.	78	28-64	.438	5-15	.333	17-21	.810	18-23	41	16/0	18	16	1	6

**All-time at Colorado****CAREER SCORING**

Player	G	Pts.	Avg.	Seas.
1. Donnie Boyce	106	1995	18.8	1991-95
10. Ken Charlton	76	1352	17.8	1961-63
15. Scott Wedman	75	1251	15.0	1972-74
20. Larry Vaculik	106	1084	10.2	1975-78
25. Stephane Pelle	91	983	10.8	1999-03
30. Jo Jo Hunter	54	922	17.1	1980-81
40. David Harrison	59	820	13.9	2001-04
45. Chuck Williams	68	802	11.8	1966-68
46. Craig Austin	97	778	8.0	1978-81
47. Alex Stivrins	56	777	13.9	1984-85
48. Mike Reid	108	771	7.1	1982-85
49. <b>Richard Roby</b>	<b>46</b>	<b>765</b>	<b>16.6</b>	<b>2004-pres.</b>

**CAREER REBOUNDING**

Player	Seasons	G	Reb.	Avg.
1. Stephane Pelle	199-03	123	1054	8.6
30. Jacques Tuz	1978-82	104	436	4.2
41. Dave Logan	1973-75	58	367	6.3
42. <b>Glean Eddy</b>	<b>2002-pre</b>	<b>107</b>	<b>366</b>	<b>3.4</b>
46. <b>Chris Copeland</b>	<b>2002-pre</b>	<b>99</b>	<b>349</b>	<b>3.5</b>

**CAREER BLOCKS**

Player	G	Blk.	Avg.	Season
1. David Harrison	88	225	2.6	2001-04
2. Ted Allen	83	161	1.9	1991-95
3. Poncho Hodges	55	131	2.4	1991-93
4. Cliff Meely	80	123	1.5	1968-71
5. Donnie Boyce	106	114	1.1	1991-95
6. Rodell Guest	119	98	0.8	1988-91
7. Shaun Vandiver	91	90	1.0	1988-91
8. Martice Moore	58	85	1.5	1995-97
9. Ronnie DeGray	58	79	1.4	1996-98
10. Stephane Pelle	94	75	1.3	1998-03
Fred Edmonds	91	75	0.8	1993-97
12. <b>Chris Copeland</b>	<b>99</b>	<b>74</b>	<b>0.8</b>	<b>2002-pre</b>

**CAREER GAMES PLAYED**

Player	Seasons	G
1. Stephane Pelle	1999-03	123
Will Smith	1996-00	123
3. Blair Wilson	2000-04	119
Rodell Guest	1987-91	119
Stevie Wise	1987-91	119
16. Donnie Boyce	1991-95	107
20. <b>Glean Eddy</b>	<b>2002-pre</b>	<b>107</b>
23. <b>Antoine McGee</b>	<b>2002-pre</b>	<b>106</b>

**CAREER ASSISTS**

Player	G	Ast.	Avg.	Seasons
1. Jay Humphries	112	562	5.0	1980-84
2. Mike Reid	108	446	4.1	1982-86
3. Jose Winston	85	440	5.2	1998-01
10. Chauncey Billups	55	282	5.1	1995-97
11. Jaquay Walls	55	273	5.0	1988-00
12. Reggie Morton	58	243	4.2	1988-90
13. Jay Sferra	68	242	3.6	1973-77
14. <b>Marcus Hall</b>	<b>74</b>	<b>235</b>	<b>3.2</b>	<b>2003-pre</b>
22. <b>Antoine McGee</b>	<b>106</b>	<b>192</b>	<b>1.8</b>	<b>2002-pre</b>

**CAREER GAMES STARTED**

Player	Seasons	G
1. Donnie Boyce	1991-95	105
18. Ted Allen	1992-95	64
19. <b>Jayson Obazuaye</b>	<b>2002-pre</b>	<b>61</b>

**MOST CAREER GAMES PLAYED WITHOUT FOULING OUT**

Player	Seasons	G
1. Blair Wilson	2000-04	119
2. <b>Glean Eddy</b>	<b>2002-pre</b>	<b>107</b>
3. <b>Antoine McGee</b>	<b>2002-pre</b>	<b>106</b>

**MOST CAREER MINUTES PLAYED WITHOUT FOULING OUT**

Player	Seasons	G
1. Blair Wilson	2000-04	3234
2. Will Smith	1996-2000	1742
3. <b>Glean Eddy</b>	<b>2002-pre</b>	<b>1558</b>
4. <b>Antoine McGee</b>	<b>2002-pre</b>	<b>1479</b>

**CAREER MINUTES PLAYED**

Player	Seasons	MP
1. Jay Humphries	1980-84	3864
5. Randy Downs	1982-86	3354
10. Mike Reid	1982-86	2699
15. Rodell Guest	1987-91	2411
20. Will Smith	1996-00	2178
25. Reggie Morton	1988-90	1951
30. Chauncey Billups	1995-97	1866
31. <b>Jayson Obazuaye</b>	<b>2002-pre</b>	<b>1,845</b>

**2005-06 Game Leaders****Points Leader** (includes shared)

Roby .....	8
Freeman .....	3
Copeland .....	2
Eddy, Hall, Obazuaye .....	1
Osborn .....	1

**Rebounds Leader** (includes shared)

Roby .....	4
Osborn .....	3
Eddy, Freeman, .....	2
King-Stockton, Obazuaye .....	2
Williams .....	2
Ashby, Copeland .....	1

**Offensive Rebounding** (includes shared)

Freeman .....	6
King-Stockton .....	4
Osborn .....	3
Obazuaye, Roby, Senger .....	2
Coleman .....	2
Ashby, Copeland, Williams .....	1

**Defensive Rebounding** (includes shared)

Roby .....	8
Ashby, Obazuaye .....	3
Copeland, Eddy .....	2
Osborn .....	2
Coleman, Freeman .....	1
King-Stockton .....	1

**3-Pointers Made** (includes shared)

Roby .....	8
Copeland, Osborn .....	6
Hall .....	3
Carder, Freeman .....	1

**Assists Leader** (includes shared)

Hall .....	7
Roby .....	4
Coleman .....	2
Copeland, McGee .....	1
Obazuaye, Osborn .....	1

**Blocks Leaders** (includes shared)

Osborn .....	5
Copeland, Roby .....	4
Ashby, King-Stockton .....	3
Arrington, Freeman .....	2
Eddy, Senger, Williams .....	1

**Steals Leader** (includes shared)

Roby .....	7
Coleman, Freeman .....	5
Hall .....	3
Copeland, Osborn .....	2
Ashby, McGee, Obazuaye ...	1
Senger, King-Stockton .....	1

**Minutes Played** (includes shared)

Roby .....	8
Copeland, Hall .....	4
Osborn .....	2
Ashby, Obazuaye .....	1

**Individual Superlatives**

**POINTS.....**

- 33 Roby, Richard at Missouri (1/14/06)
- 29 Roby, Richard vs St. Mary's (11/26/05)
- 27 Roby, Richard at Oklahoma State (1/21/06)
- 22 Copeland, Chris vs. Kansas (1/11/06)
- 22 Roby, Richard at Penn (11/29/05)
- 20 Freeman, Martane at Texas (1/7/06)
- 20 Roby, Richard vs. UC Irvine (11/17/05)
- 20 Copeland, Chris at Penn (11/29/05)
- 20 Copeland, Chris vs UNCW (11/18/05)
- 19 Obazuaye, Jayson vs Mercer (12/22/05)
- 19 Roby, Richard vs Utah (12/07/05)

**FIELD GOALS MADE.....**

- 12 Roby, Richard at Oklahoma State (1/21/06)
- 11 Roby, Richard at Missouri (1/14/06)
- 10 Roby, Richard vs St. Mary's (11/26/05)
- 9 Obazuaye, Jayson vs Mercer (12/22/05)
- 8 Roby, Richard vs Baylor (1/18/06)
- 8 Copeland, Chris vs. Kansas (1/11/06)
- 8 Freeman, Martane at Texas (1/7/06)
- 7 Obazuaye, Jayson vs. Savannah State (1/3/06)
- 7 Eddy, Glean vs. Savannah State (1/3/06)
- 7 Hall, Marcus at TCU (12/20/05)
- 7 Roby, Richard vs Utah (12/07/05)
- 7 Roby, Richard vs Cal Poly (12/03/05)
- 7 Copeland, Chris at Penn (11/29/05)
- 7 Copeland, Chris at Colorado St (11/21/05)

**FIELD GOAL ATT.....**

- 24 Roby, Richard at Missouri (1/14/06)
- 21 Roby, Richard at Oklahoma State (1/21/06)
- 20 Roby, Richard vs Saint Mary's (11/26/05)
- 18 Roby, Richard vs. Kansas (1/11/06)
- 17 Roby, Richard vs Baylor (1/18/06)
- 17 Roby, Richard vs Utah (12/07/05)
- 14 Freeman, Martane at Texas (1/7/06)

**FG PCT (min .665).....**

- .900 (9-10) Obazuaye, Jayson vs Mercer (12/22/05)
- .875 (7-8) Eddy, Glean vs. Savannah State (1/3/06)
- .750 (6-8) Obazuaye, Jayson at TCU (12/20/05)
- .750 (6-8) Obazuaye, Jayson vs Cal Poly (12/03/05)
- .750 (6-8) Freeman, Martane at Colo. St. (11/21/05)
- .700 (7-10) Hall, Marcus vs. Savannah St. (1/3/06)
- .700 (7-10) Hall, Marcus at TCU (12/20/05)
- .667 (8-12) Copeland, Chris vs. Kansas (1/11/06)

**3 PT FG MADE.....**

- 6 Roby, Richard at Missouri (1/14/06)
- 5 Osborn, Andy vs. Savannah State (1/3/06)
- 4 Roby, Richard vs Baylor (1/18/06)
- 4 Copeland, Chris vs. Kansas (1/11/06)
- 4 Roby, Richard vs Utah (12/07/05)
- 4 Osborn, Andy vs Cal Poly (12/03/05)
- 4 Roby, Richard at Penn (11/29/05)
- 4 Roby, Richard vs Saint Mary's (11/26/05)

**3 PT FG ATTEMPTS.....**

- 11 Roby, Richard at Missouri (1/14/06)
- 11 Roby, Richard vs Utah (12/07/05)
- 9 Osborn, Andy vs. Savannah State (1/3/06)
- 9 Copeland, Chris vs Utah (12/07/05)
- 9 Osborn, Andy vs Cal Poly (12/03/05)

**3-PT FG PCT (min 4 made)....**

- 1.000 (4-4) Roby, Richard at Penn (11/29/05)
- .800 (4-5) Hall, Marcus at Oklahoma St. (1/21/06)
- .800 (4-5) Roby, Richard vs Baylor (1/18/06)
- .571 (4-7) Osborn, Andy vs Baylor (1/18/06)
- .556 (5-9) Osborn, Andy vs. Savannah St (1/3/06)
- .546 (6-11) Roby, Richard at Missouri (1/14/06)

**FREE THROWS MADE.....**

- 8 Roby, Richard at Penn (11/29/05)
- 8 Copeland, Chris vs UNCW (11/18/05)

**FREE THROW ATT.....**

- 9 Copeland, Chris vs Cal Poly (12/03/05)
- 9 Copeland, Chris vs UNCW (11/18/05)

**FT PCT (min 5 made).....**

- 1.000 (8-8) Roby, Richard at Penn (11/29/05)
- 1.000 (5-5) Roby, Richard vs St. Mary's (11/26/05)
- .857 (6-7) Copeland, Chris vs. Savannah St (1/3/06)

**REBOUNDS.....**

- 11 King-Stockton, Marcus vs Baylor (1/18/06)
- 10 Roby, Richard vs Utah (12/07/05)
- 10 Osborn, Andy vs Cal Poly (12/03/05)

**ASSISTS.....**

- 8 Hall, Marcus vs Saint Mary's (11/26/05)
- 7 Coleman, Dominique vs Baylor (1/18/06)
- 7 Hall, Marcus at Colorado State (11/21/05)

**STEALS.....**

- 6 Roby, Richard at Oklahoma State (1/21/06)
- 5 Hall, Marcus vs. Savannah State (1/3/06)
- 4 Roby, Richard vs. Savannah State (1/3/06)
- 4 Roby, Richard vs. Dartmouth (12/31/05)
- 4 Hall, Marcus at Colorado State (11/21/05)

**BLOCKED SHOTS.....**

- 3 King-Stockton, Marcus vs. Kansas (1/11/06)
- 3 Copeland, Chris vs. Savannah State (1/3/06)
- 3 Osborn, Andy vs Mercer (12/22/05)
- 3 Senger, Scott vs Mercer (12/22/05)
- 3 Osborn, Andy at TCU (12/20/05)
- 3 Osborn, Andy vs UNC Wilmington (11/18/05)

**TURNOVERS.....**

- 5 Roby, Richard at TCU (12/20/05)
- 5 Obazuaye, Jayson vs UNCW (11/18/05)

**FOULS.....**

- 5 Ashby, Julius at Texas (1/7/06)
- 5 Obazuaye, Jayson vs. UC Irvine (12/17/05)
- 5 Obazuaye, Jayson at Colo. State (11/21/05)

**OPPONENT INDIVIDUAL GAME HIGHS**

**POINTS.....**

- 34 Morris, Sean at Colorado State (11/21/05)
- 27 Randolph, Javon vs Savannah State (1/3/06)
- 24 Tucker, P.J. at Texas (1/7/06)

**FIELD GOALS MADE.....**

- 11 Schraeder, Ross vs. UC Irvine (11/17/05)
- 10 Morris, Sean at Colorado State (11/21/05)
- 8 Moody, Christian vs. Kansas (1/11/06)
- 8 Tucker, P.J. at Texas (1/7/06)

**FIELD GOAL ATT.....**

- 18 Morris, Sean at Colorado State (11/21/05)
- 17 Tucker, P.J. at Texas (1/7/06)
- 16 Curry, JamesOn at Oklahoma State (1/21/06)

**FG PCT (min .600).....**

- .916 (11-12) Schraeder, Ross UC Irvine (11/17/05)
- .778 (7-9) Stockalper, Derek vs Cal Poly (12/03/05)
- .727 (8-11) Moody, Christian vs. Kansas (1/11/06)
- .667 (8-12) Johnson, Torre at Okla. State (1/21/06)
- .636 (7-11) McKinney, Jimmy at Mizz (1/14/06)

- .615 (8-13) Randolph, Javon vs Savannah St (1/3/06)

**3 PT FG MADE.....**

- 9 Morris, Sean at Colorado State (11/21/05)

**3-PT FG ATTEMPTS.....**

- 16 Morris, Sean at Colorado State (11/21/05)
- 9 Gardner, Thomas at Mizzou (1/14/06)
- 9 Whiten, Dawin vs Cal Poly (12/03/05)
- 9 Osmundson, Eric at Penn (11/29/05)

**3-PT FG PCT (min 3 made)....**

- 1.00 (3-3) Schraeder, Ross UC Irvine (11/17/05)
- .750 (3-4) Stockalper, Derek vs Cal Poly (12/03/05)
- .600 (3-5) Randolph, Javon vs Savannah St (1/3/06)
- .500 (3-6) Campbell, Nic UC Irvine (11/17/05)
- .375 (3-8) Curry, JamesON at Okla. State (1/21/06)

**FREE THROWS MADE.....**

- 8 McKinney, Jimmy at Mizzou (1/14/06)
- 8 Randolph, Javon vs Savannah State (1/3/06)
- 7 Rush, Brandon vs. Kansas (1/11/06)
- 7 Aldridge, LaMarcus at Texas (1/7/06)
- 6 Tucker, P.J. at Texas (1/7/06)
- 6 Danley, Steve at Penn (11/29/05)
- 6 Smith, Jason at Colorado State (11/21/05)

**FREE THROW ATT.....**

- 10 McKinney, Jimmy at Mizzou (1/14/06)
- 10 Danley, Steve at Penn (11/29/05)
- 9 Randolph, Javon vs Savannah State (1/3/06)

**FT PCT (min 7 made).....**

- 1.000 (8-10) McKinney, Jimmy at Mizzou (1/14/06)
- .889 (8-9) Randolph, Javon vs Savannah St (1/3/06)
- .875 (7-8) Rush, Brandon vs. Kansas (1/11/06)
- .778 (7-9) Aldridge, LaMarcus at Texas (1/7/06)

**REBOUNDS.....**

- 15 Tucker, P.J at Texas (1/7/06)
- 12 Stephenson, Gabe vs Cal Poly (12/03/05)
- 11 Collins, Brett vs Saint Mary's (11/26/05)
- 10 Johnson, Torre at Oklahoma State (1/21/06)

**ASSISTS.....**

- 7 Fitzgerald, Aaron UC Irvine (11/17/05)
- 7 Morris, Micheal at Colorado State (11/21/05)

**STEALS.....**

- 3 Chalmers, Mario vs. Kansas (1/11/06)
- 3 Fitzgerald, Aaron UC Irvine (11/17/05)
- 3 Smith, Jason at Colorado State (11/21/05)

**BLOCKED SHOTS.....**

- 3 Leavitt, Coby vs Cal Poly (12/03/05)
- 3 Harrison, Michael at Colorado State (11/21/05)

**TURNOVERS.....**

- 7 Randolph, Javon vs Savannah State (1/3/06)
- 6 Waters, Montavious vs. Mercer (12/22/05)
- 6 Fitzgerald, Aaron vs. UC Irvine (11/17/05)
- 6 Smith, Jason at Colorado State (11/21/05)
- 6 Wyrick, Beckham vs UNCW (11/18/05)

**FOULS.....**

- 5 Fells, Darren UC Irvine (11/17/05)

**COLORADO - GAME HIGHS**

POINTS	117	vs Mercer (12/20/05)
	116	vs Savannah State (1/3/06)
FG MADE	47	vs Mercer (12/20/05)
	45	vs Savannah State (1/3/06)
FG ATTEMPTS	78	vs Savannah State (1/3/06)
	75	vs Mercer (12/20/05)
	75	Cal Poly (12/03/05)
FG %	.627 (47-75)	vs. Mercer (12/28/05)
	.577 (45-78)	vs Savannah State (1/3/06)
3 PT FG MADE	13	at Missouri (1/14/06)
	12	vs Utah (12/07/05), at Okla. State (1/21/05)
3 PT FG ATTEMPTS	37	vs Utah (12/07/05)
	29	at OSU (1/21/06), at Missouri (1/14/06)
3 PT FG %	.632 (47-75)	vs Mercer (12/20/05)
	.533	( 8-15) at Penn (11/29/05)
FT MADE	20	vs. UC Irvine (12/17/05)
	17	vs UNC Wilmington (11/18/05)
FT ATTEMPTS	25	vs Cal Poly (12/03/05)
	24	vs. UC Irvine (12/17/05)
	24	vs UNC Wilmington (11/18/05)
FT %	.833	(20-24) vs. UC Irvine (12/17/05)
	.800	(16-20) at Penn (11/29/05)
REBOUNDS	56	Baylor (1/18/06)
	50	at Penn (11/29/05)
ASSISTS	29	vs Mercer (12/20/05)
	27	vs Savannah State (1/3/06)
STEALS	19	vs Savannah State (1/3/06)
	17	vs UNC Wilmington (11/18/05)
BLOCKED SHOTS	12	vs Mercer (12/20/05)
	11	vs Kansas (1/11/06)
TURNOVERS	23	at TCU (12/20/05)
	19	vs Dartmouth (12/31/05)
FOULS	26	at Texas (1/7/06)
	26	at TCU (12/20/05)

**COLORADO - GAME LOWS**

POINTS	63	vs Kansas (1/11/06)
	64	at Texas (1/7/06)
FG MADE	21	vs Kansas (1/11/06)
	22	at Texas (1/7/06)
FG ATTEMPTS	56	vs UNC Wilmington (11/18/05)
	57	vs Kansas (1/11/06), at Penn (11/29/05)
FG %	.310	(22-71) at Texas (1/7/06)
	.368	(21-57) vs Kansas (1/11/06)
3 PT FG MADE	4	vs UNC Wilmington (11/18/05)
	5	vs Dartmouth (12/31/05)
3 PT FG ATTEMPTS	15	at Penn (11/29/05)
	16	vs Dartmouth (12/31/05)
3 PT FG %	.235	(4-17) vs UNC Wilmington (11/18/05)
	.240	(6-15) at Texas (1/7/06)
FT MADE	6	at OSU (1/21/06), vs Utah (12/07/05)
	7	vs Saint Mary's (11/26/05)
FT ATTEMPTS	10	at Oklahoma State (1/21/06)
	11	vs Utah (12/07/05)
FT PERCENTAGE	.520	(13-25) vs Cal Poly (12/03/05)
	.538	( 7-13) vs Saint Mary's (11/26/05)
REBOUNDS	28	vs Kansas (1/11/06)
	31	at Missouri (1/14/06)
ASSISTS	7	at Texas (1/7/06)
	12	vs UNC Wilmington (11/18/05)
STEALS	4	at Texas (1/7/06)
	5	at Missouri (1/14/06), Baylor (1/18/06)
BLOCKED SHOTS	2	vs Saint Mary's (11/26/05)
	2	at Penn (11/29/05)
TURNOVERS	5	vs Cal Poly (12/03/05)
	10	vs Utah (12/07/05)
FOULS	11	vs Cal Poly (12/03/05)
	13	vs Mercer (12/20/05)

**OPPONENT - GAME HIGHS**

POINTS	89	at Texas (1/7/06)
	83	at Colorado State (11/21/05)
FG MADE	30	at Texas (1/7/06)
	30	vs. UC Irvine (12/17/05)
FG ATTEMPTS	75	vs Mercer (12/20/05)
	69	vs Dartmouth (12/31/05)
FG %	.566	(30-53) vs. UC Irvine (12/17/05)
	.520	(26-50) at Colorado State (11/21/05)
3-PT FG MADE	13	at Colorado State (11/21/05)
	12	vs Cal Poly (12/03/05)
3 PT FG ATTEMPT	27	Baylor (1/18/06)
	27	at Penn (11/29/05)
3 PT FG %	.520	(13-25) at Colorado State (11/21/05)
	.500	(9-18) vs UC Irvine (12/17/05)
FT MADE	22	at Missouri (1/14/06)
	21	at Texas (1/7/06)
FT ATTEMPTS	32	at Texas (1/7/06)
	31	at Missouri (1/14/06)
FT %	.875	(14-16) vs Dartmouth (12/31/05)
	.810	(17-21) at Oklahoma State (11/21/05)
REBOUNDS	50	vs Kansas (1/11/06), at Texas (1/7/06)
	42	vs Saint Mary's (11/26/05)
ASSISTS	21	vs. UC Irvine (12/17/05)
	20	vs KU (1/11/06), at Colorado St. (11/21/05)
STEALS	8	at Texas (1/7/06)
	8	vs Mercer (12/20/05), at Penn (11/29/05)
BLOCKED SHOTS	6	at Texas (1/7/06)
	6	at Colorado State (11/21/05)
TURNOVERS	28	vs Savannah State (1/3/06)
	26	vs UNC Wilmington (11/18/05)
FOULS	24	vs UNC Wilmington (11/18/05)
	22	vs. UC Irvine (12/17/05)

**OPPONENT - GAME LOWS**

POINTS	48	Baylor (1/18/06)
	52	vs Utah (12/07/05)
FG MADE	16	Baylor (1/18/06)
	18	at TCU (12/20/05)
FG ATTEMPTS	44	at Missouri (1/14/06)
	49	vs Utah (12/07/05)
FG %	.305	(18-59) at TCU (12/20/05)
	.250	16-64) Baylor (1/18/06)
3-PT FGS MADE	2	vs Kansas (1/11/06)
	2	vs Utah (12/07/05)
	4	vs Saint Mary's (11/26/05)
3 PT FG ATTEMPTS	10	vs Savannah State (1/3/06)
	13	vs Kansas (1/11/06)
3 PT FG %	.154	(2-14) vs Utah (12/07/05)
	.154	(2-13) vs Kansas (1/11/06)
FT MADE	5	vs UNC Wilmington (11/18/05)
	5	vs Cal Poly (12/03/05)
FT ATTEMPTS	8	vs UNC Wilmington (11/18/05)
	9	vs Cal Poly (12/03/05)
FT %	.476	(10-21) at Penn (11/29/05)
	.500	(8-16) vs Utah (12/07/05)
	.500	(12-24) vs Saint Mary's (11/26/05)
REBOUNDS	26	vs. UC Irvine (12/17/05)
	28	at Colo. St. (11/21/05), at Penn (11/29/05)
ASSISTS	3	vs Savannah State (1/3/06)
	4	vs Saint Mary's (11/26/05)
STEALS	2	Baylor (1/18/06), Cal Poly (12/03/05)
	3	at Mizzou (1/14/06), at TCU (12/20/05)
BLOCKED SHOTS	0	vs. UC Irvine (12/17/05)
	1	four teams with one, recent at OSU (1/21)
TURNOVERS	11	Baylor (1/18/06), Cal Poly (12/03/05)
	12	at Penn (11/29/05)
FOULS	15	vs Utah (12/07/05)
	16	at OSU (1/21/06), at Texas (1/7/06)



**Head Coach**  
**Ricardo Patton**  
**10th year**

**PATTON YEAR-BY-YEAR**

Overall				Conference		
Season	W-L	Pct.	Post-season	W-L	Pct.	Finish
2005-06	13-3	.813	-	3-2	.600	-
2004-05	14-15	.483	None	4-12	.250	11th
2003-04	18-11	.621	NIT 1st Round	10-6	.625	4th
2002-03	20-12	.625	NCAA 1st Round	9-7	.563	t-5th
2001-02	15-14	.517	None	5-11	.313	9th
2000-01	15-15	.500	None	5-11	.313	9th
1999-00	18-14	.562	NIT 1st Round	7-9	.438	7th
1998-99	18-15	.545	NIT 2nd Round	7-9	.438	t-7th
1997-98	13-14	.481	None	7-9	.438	t-7th
1996-97	22-10	.688	NCAA 2nd Round	11-5	.688	2nd
1995-96	4-9	.307	None	3-8	.273	8th
<b>Totals</b>	<b>170-133</b>	<b>.561</b>	<b>2 NCAA/3 NIT</b>	<b>71-89</b>	<b>.444</b>	

Patton enters his 10th season with the Buffaloes and ranks second all-time on the school's all-time victories list with 170. He is joined this year by third-year assistant coach **Paul Graham** (North Texas State '74) and first-year coaches, **John Anderson** (Stillman College '80) and **Mike Frink** (Colorado '67) ... Frink, who played basketball at CU from 1963-65, is the only former player to be named as an assistant coach in the school's 104-year history ... Director of Basketball Operations **Will Smith** is in his second year with the Buffs, was Patton's first-ever recruit (1996-2000) ... Smith and former CU Buffs player **Bob Bauers** (1965-67) are tied at No. 53 on the school's all-time scoring list with 721 points. What makes this ironic, Bauers was Smith's scholarship donor when Smith played.

**The Ricardo Patton File**

**Full Name:**

Ricardo Maurice Patton

**Family:** Wife Jennifer,

sons Ricardo, Jr. (16) and Michael (15)

**Birthdate:** Oct. 23, 1958

**Hometown:** Nashville, Tenn.

**High School:** Hume Fogg (Nashville)

**College:** Belmont '80

**Graduate School:** Trevecca Nazarene '89

**Coaching Career:**

**1996-Present**

Head Coach,  
University of Colorado

**1993-96**

Assistant Coach, University of Colorado

**1991-93**

Assistant Coach, Tennessee State

**1990-91**

Assistant Coach, Arkansas-Little Rock

**1988-90**

Assistant Coach,  
Middle Tennessee State

**1986-87**

Head Coach,  
Hillwood High School

**1985-86**

Head Coach,  
Two Rivers Middle School

**PATTON 10-YEAR RESUME AT CU**

- Two NCAA Tournament Appearances (2002-03, 1996-97)
- Three NIT Appearances (2003-04, 1999-2000, 1998-99)
- Two 20-win seasons (20-12, 2002-03; 22-10, 1996-97)
- Two of three schools' 20-win seasons under Patton
- Owns five of CU's 10 18+ winning seasons
- Only coach to defeat Final Four participants (Kansas and Texas) in 2002-03
- First-ever undefeated 8-0 Big 12 Conference season in 2002-03; One of 22 schools nationally unbeaten at home in conference play in 2002-03
- 14 home wins in 2002-03 are the most in history
- three players named Phillips 66/Big 12 Players of the Week, most of any season in 2002-03
- Victory over No. 3 Texas (Feb. 4, 2004) highest win over a ranked team in 12 years; First time defeated four ranked teams (Kansas, Texas, Missouri, Oklahoma State) in the same year (in both polls) in 2002-03; Highest home attendance average in 20 years (8,995) was set in 2002-03

**Honors:** Summer 2000 - Led Big 12 All-Stars to 5-1 record against teams in Austria; *Basketball Times* West Region Coach of the Year, 1996-97; District 8 Coach of the Year, 1996-97

**Former Players in the Pros:** Chauncey Billups, currently with Detroit; David Harrison, currently with Indiana; Jaquay Walls, selected by Indiana, 2000

**Inside the Numbers**

- Home record of 116-38 record (.753)
- 170 career wins is second all-time in CU history

**Career Win Opt. Coach Date**

1<sup>st</sup> vs. Missouri (Norm Stewart), 106-94  
Jan. 29, 1996

25<sup>th</sup> vs. Texas (Tom Penders), 83-60,  
Mar. 1, 1997

50<sup>th</sup> vs. Iowa State (Larry Eustachy), 64-44  
Jan. 27, 1999

75<sup>th</sup> vs. Texas Tech (James Dickey), 88-67  
Mar. 4, 2000

100<sup>th</sup> vs. Iowa State (Larry Eustachy), 63-61  
Jan. 16, 2002

125<sup>th</sup> vs. Kansas State (Jim Woolridge), 77-76  
Mar. 13, 2003

150<sup>th</sup> vs. Gardner-Webb (Rick Scruggs), 97-88  
Dec. 28, 2004

**Patton Year-by-Year**

HOME	Overall	Conf.	Non-Conf.
2005-06	8-1	1-1	7-0
2004-05	9-6	2-6	7-0
2003-04	12-3	7-1	5-2
2002-03	14-1	8-0	6-1
2001-02	12-4	4-4	8-0
2000-01	8-7	2-6	6-1
1999-2000	13-3	6-2	7-1
1998-99	13-3	5-3	8-0
1997-98	11-5	5-3	6-2
1996-97	13-1	7-1	6-0
*1995-96	3-4	2-4	1-0
<b>TOTAL</b>	<b>116-38</b>	<b>49-31</b>	<b>67-7</b>

**AWAY Overall Big 12 Non-Conf.**

2005-06	4-2	2-1	2-1
2004-05	4-9	2-6	2-3
2003-04	6-7	3-5	3-2
2002-03	3-9	1-7	2-2
2001-02	2-9	1-7	1-2
2000-01	6-6	3-5	3-1
1999-2000	2-10	1-7	1-3
1998-99	2-9	2-6	0-3
1997-98	2-7	2-6	0-1
1996-97	6-6	4-4	2-2
*1995-96	1-4	1-4	-
<b>TOTAL</b>	<b>38-78</b>	<b>22-58</b>	<b>16-20</b>

**NEUTRAL**

**Overall**

2005-06	1-0
2004-05	1-1
2003-04	0-1
2002-03	3-2
2001-02	1-1
2000-01	3-3
1999-2000	0-2
1998-99	3-3
1997-98	3-1
1996-97	1-2
*1995-96	0-1
<b>TOTAL</b>	<b>16-17 (.485)</b>

\*replaced Joe Harrington Jan. 16



**Paul Graham**  
**3rd year**  
**Assistant Coach**



**Mike Frink**  
**1st year**  
**Assistant Coach**



**John Anderson**  
**1st year**  
**Assistant Coach**



**Will Smith, 2nd year**  
**Director of Basketball Operations**

**Game 1**  
**Colorado** 73  
**UNC Wilmington** 54  
**Nov. 18, 2005** Coors Events Center

**BOULDER, Colo. (AP)** - Chris Copeland's 20 points led Colorado past UNC Wilmington 73-54 Friday night, the Seahawks' first loss after three impressive wins in the Black Coaches Association Tournament.

Bufs coach Ricardo Patton, who has a .547 winning percentage and a .439 Big 12 mark in his decade in Boulder, improved to 10-0 in season openers.

Richard Roby, who led the Bufs with a 16-point average as a freshman last season, added 14 points, Jayson Obazuaye had 12 and Andy Osborn finished with 10. T.J. Carter's 12 points led the Seahawks (3-1).

With 6-9 post player Julius Ashby academically ineligible until the second semester, the Bufs turned to forwards Copeland, a junior, and Osborn, one of Colorado's nation-high 10 seniors on the roster, to control the paint and keep Wilmington from going 4-0 on its trip through the Rockies.

Copeland scored 10 first-half points - he had the only successful 3-pointer in nine tries by Colorado - and Osborn, who finished with eight boards, had eight points by halftime as the Bufs inched ahead 29-23.

The Seahawks, of the Colonial Athletic Association, have averaged better than 19 wins each of their three seasons under coach Brad Brownell. They were fresh off capturing the championship of the Black Coaches Association Tournament in Laramie, Wyo., with wins over Butler, Wyoming and Northwestern.

But instead of being in rhythm, they were tired. Both teams started out slowly with Wilmington shooting 39 percent (10-of-26) in the first half and Colorado 38 percent (11-of-29).

The Seahawks were within six at 38-32 when the Buffaloes, led by Copeland's five points, used an 18-2 run to take control. Antoine McGee's three-point play with 11:12 remaining made it 56-34.

Back-to-back baskets by Roby and Copeland's three-point play made it 68-44 with 3:46 left.

**UNC WILMINGTON (3-1)**

Player	FGs	3-pt	FT	O-D	R	F	TP	A	TO	B	S	Min	
Laue	f	4-8	2-3	0-2	2-1	3	4	10	1	2	1	0	18
Hendley	f	2-8	0-1	0-0	3-3	6	3	4	0	3	0	0	29
Wyrick	f	2-7	0-0	0-0	0-5	5	2	4	1	6	1	1	30
Goldsberry	g	3-4	1-2	0-0	1-0	1	4	7	6	2	0	1	26
Soyebo	g	0-3	0-1	0-0	0-3	3	2	0	3	5	0	1	21
Carter	g	4-9	2-6	2-2	0-1	1	1	12	1	5	0	0	25
Fountain	g	1-5	0-1	0-0	0-3	3	0	2	0	0	0	0	9
Lay	g	0-1	0-0	2-2	0-0	0	3	2	0	1	0	0	11
Miller	g	2-4	0-0	0-0	3-1	4	0	4	1	1	0	0	9
Grkovic	g	0-1	0-0	0-0	0-0	0	1	0	0	0	0	0	11
Kuljanin	g	4-4	0-0	1-2	1-1	2	4	9	0	1	0	0	11
Team						2-1		3					
Totals		22-54	5-14	5-8	12-19	31-24	54	13	26	2	3	200	

FG% 1st Hlf 10-26 38.5% 2nd Hlf 12-28 42.9% Game 40.7%  
 3-Pt.FG% 1st Hlf 2-6 33.3% 2nd Hlf 3-8 37.5% Game 35.7%  
 FT % 1st Hlf 1-2 50.0% 2nd Hlf 4-6 66.7% Game 62.5%  
 deadball rebounds: 0

**COLORADO (1-0)**

Player	FGs	3-pt	FT	O-D	R	F	TP	A	TO	B	S	Min	
Osborn	f	4-10	0-4	2-2	3-5	8	3	10	1	0	3	34	
Copeland	f	5-6	2-3	8-9	2-3	5	2	20	0	4	2	1	28
Obazuaye	g	5-10	0-2	2-6	2-5	7	2	12	3	5	1	2	31
Coleman	g	3-10	0-2	1-2	2-3	5	1	7	2	2	0	2	28
Roby	g	5-12	2-3	2-2	2-5	7	3	14	4	4	0	3	29
Eddy	g	1-1	0-0	1-2	2-0	2	0	3	0	0	0	0	8
Senger	g	0-0	0-0	0-0	0-0	0	0	0	0	0	0	1	2
Freeman	g	0-0	0-0	0-0	0-0	0	0	0	0	0	0	0	2
Hall	g	1-5	0-3	0-0	0-0	0	0	2	1	1	0	2	16
King-Stockton	g	1-1	0-0	0-0	0-1	1	2	2	0	1	0	0	7
McGee	g	1-1	0-0	1-1	0-0	0	0	3	1	0	0	3	11
Williams	g	0-0	0-0	0-0	0-0	0	1	0	0	0	0	0	4
Team						0-1		1					
Totals		26-56	4-17	17-24	13-23	36-14	73	12	17	6	17	200	

FG% 1st Hlf 11-29 37.9% 2nd Hlf 15-27 55.6% Game 46.4%  
 3-Pt.FG% 1st Hlf 1-9 11.1% 2nd Hlf 3-8 37.5% Game 23.5%  
 FT % 1st Hlf 6-8 75.0% 2nd Hlf 11-16 68.8% Game 70.8%  
 deadball rebounds: 5

UNCW	23	31	54
Colorado	29	44	73

Officials: Rick Randall, Warren Evans, Chuck Hood  
 Technicals: none. Attendance: 3268. Fouled out: none.

**Game 2**  
**Colorado** 82  
**at Colorado State** 83  
**Nov. 21, 2005** Moby Arena

**FORT COLLINS, Colo. (AP)** - Sophomore Sean Morris scored a career-best 34 points and his older brother, senior Michael Morris, sank two critical free throws with 10 seconds left as Colorado State beat Colorado, 83-82 Monday night.

After the elder Morris' free throws made it 83-80, Chris Copeland inexplicably dished it inside to Martane Freeman, whose dunk made it 83-82.

The Bufs called timeout with 2.3 seconds left, and Cory Lewis' inbounds pass bounced off Jason Smith with 1.5 seconds left, giving the ball back to the Buffaloes underneath their basket.

Michael Harrison tipped Marcus Hall's inbounds pass to Smith, who dribbled out the clock, securing the Rams' 25th straight home opening victory and their first win over the Bufs since 1999, setting off a wild celebration at Moby Arena, where the students stormed the court.

Smith added 16 points for the Rams (2-0), who also got 10 points each from Harrison and Lewis. Hall added 12 points, seven assists and tied a career-best four steals.

Freeman's career-high 17 points off the bench and Copeland's 16 points led the Bufs (1-1), who saw a 74-66 lead with 7 1/2 minutes vanish when the Rams turned up their pressure defense.

Sean Morris tied it at 79 with 52 seconds left when he sank his school record-tying ninth 3-pointer.

Hall charged at the other end, then fouled Smith, whose two free throws with 26 seconds left gave the Rams the lead for good at 81-79.

Richard Roby (10 points) was fouled with 11 seconds left but missed one of two foul shots, leaving the Rams ahead by a point. After a timeout, Roby fouled Michael Morris, who calmly sank both free throws for an 83-80 lead.

The Bufs have long played a running style and they appeared set to extend their winning streak over the Rams to six for the first time since 1946-50 when they built an eight-point second half lead.

Andy Osborn (11 points) sank three 3-pointers in helping Colorado built a 43-40 halftime lead but he scored just two points in the second half.

**COLORADO (1-1)**

Player	FGs	3-pt	FT	O-D	R	F	TP	A	TO	B	S	Min	
Osborn	f	4-7	3-6	0-0	0-0	0	4	11	1	2	0	0	25
Copeland	f	7-12	1-3	1-4	2-3	5	1	16	2	0	0	1	31
Obazuaye	g	3-9	0-1	1-2	2-3	5	5	7	3	2	0	2	24
Coleman	g	2-4	1-1	0-0	2-0	2	2	5	3	4	0	0	14
Roby	g	3-6	1-3	3-6	1-2	3	1	10	3	1	0	1	22
Eddy	g	0-0	0-0	0-0	0-0	0	0	0	0	0	0	0	1
Freeman	g	6-8	0-1	5-6	1-1	2	3	17	2	0	1	3	24
Hall	g	5-8	1-2	1-1	1-2	3	4	12	7	4	0	4	29
King-Stockton	g	2-6	0-0	0-0	4-3	7	4	4	0	2	2	0	23
McGee	g	0-1	0-1	0-0	0-0	0	1	0	0	1	0	0	7
Team						2-3		5					
Totals		32-61	7-18	11-19	15-17	32-25	82	21	16	3	11	200	

FG% 1st Hlf 15-31 48.4% 2nd Hlf 17-30 56.7% Game 52.5%  
 3-Pt.FG% 1st Hlf 6-10 60.0% 2nd Hlf 1-8 12.5% Game 38.9%  
 FT % 1st Hlf 7-10 70.0% 2nd Hlf 4-9 44.4% Game 57.9%  
 deadball rebounds: 5

**COLORADO STATE (2-0)**

Player	FGs	3-pt	FT	O-D	R	F	TP	A	TO	B	S	Min	
Smith	f	5-8	0-0	6-9	0-6	6	3	16	5	6	1	3	35
Harrison	f	4-9	0-0	2-5	2-3	5	3	10	6	3	3	2	37
Morris,S.	g	10-18	9-16	5-6	1-4	5	1	34	1	3	0	1	31
Lewis	g	4-7	2-4	0-0	0-0	0	4	10	0	4	0	1	33
Morris,M.	g	1-3	0-2	3-4	2-1	3	1	5	7	2	2	0	27
Clark	g	0-0	0-0	2-2	0-0	0	0	2	1	0	0	0	8
Harris	g	0-0	0-0	0-0	0-2	2	2	0	0	0	0	0	5
Robinson	g	0-2	0-0	0-0	2-0	2	0	0	0	1	0	0	11
Patterson	g	0-0	0-0	0-0	1-0	1	0	0	0	0	0	0	2
Brown	g	0-0	0-0	0-0	0-0	0	0	0	0	0	0	0	0
Gilling	g	2-3	2-3	0-0	0-0	0	1	6	0	1	0	0	11
Team						3-1		4					
Totals		26-50	13-25	18-26	11-17	28-17	83	20	20	6	7	200	

FG% 1st Hlf 15-29 51.7% 2nd Hlf 11-21 52.4% Game 52.0%  
 3-Pt.FG% 1st Hlf 7-15 46.7% 2nd Hlf 6-10 60.0% Game 52.0%  
 FT % 1st Hlf 3-4 75.0% 2nd Hlf 15-22 68.2% Game 69.2%  
 deadball rebounds: 4

Colorado	43	39	82
Colorado St.	40	43	83

Officials: Steve Welmer, Mark Whitehead, Rick Hartzell  
 Technicals: none. Attendance: 3268. Fouled out: none.

**Game 3**  
**Colorado** 73  
**Saint Mary's** 54  
**Nov. 26, 2005** Pepsi Center

**DENVER, Colo. (AP)** - Richard Roby scored 17 of his 29 points in the first half and Colorado cruised to a 73-54 win over Saint Mary's on Saturday night in the Colorado Classic.

Roby, who averaged 16 points as a freshman, had started the season in somewhat of a slump, averaging just 12 points in the Bufs' 1-1 start that included a last-second loss to archrival Colorado State.

So, Roby stayed in the gym after practice to work on his game and it paid off at the Pepsi Center.

He was 4-of-7 from beyond the arc and also grabbed six rebounds off the defensive glass and stole the ball three times.

Dominique Coleman added 10 points for the Bufs, who improved to 5-1 against the Gaels of the West Coast Conference. Marcus Hall added a season-best eight assists, while freshman Calvin Williams came off the bench to grab seven rebounds.

Daniel Kickert's 22 points led the Gaels (1-1), who had a height advantage but couldn't keep up with the Bufs' paced tempo led by Roby and quickly fell behind.

The Buffaloes (2-1) jumped out to a 40-26 halftime lead thanks to Roby's 17 points, two steals and a blocked shot. He was also 3-for-3 from three-point range.

The Gaels cut the deficit to single digits on Brett Collin's basket that made it 49-40 with 11 minutes left, but the Bufs quickly put to rest any hope of a comeback when Coleman slammed back-to-back baskets.

Colorado rebuilt its cushion to 67-49 on consecutive fastbreak buckets by Marcus King-Stockton with 3 1/2 minutes remaining.

Collins had 16 points and 11 boards for Saint Mary's.

**SAINT MARY'S (1-1)**

Player	FGs	3-pt	FT	O-D	R	F	TP	A	TO	B	S	Min	
Kickert	f	8-16	3-6	3-3	1-2	3	3	22	0	4	0	2	33
Collins	f	7-17	0-1	2-6	5-6	11	1	16	1	3	0	1	34
Rhalimi	c	1-2	0-0	0-0	0-4	4	1	2	0	1	0	0	7
DaSilva	g	1-4	1-3	0-0	1-3	4	1	3	1	5	1	0	25
Golden	g	0-2	0-1	0-0	0-3	3	4	0	0	1	1	1	19
Bond	g	0-2	0-1	0-0	0-0	0	0	0	0	0	0	0	6
White	g	0-1	0-1	3-4	0-0	0	1	3	0	0	0	0	6
Hunter	g	1-2	0-0	1-3	1-2	3	2	3	1	1	0	2	19
O'Leary	g	0-3	0-2	0-0	1-3	4	1	0	0	2	0	0	11
McCaughy	g	0-0	0-0	0-0	0-0	0	0	0	1	0	0	0	7
Simpson	g	1-5	0-2	1-4	2-3	5	1	3	0	2	1	0	15
Walberg	g	0-0	0-0	0-0	0-0	0	0	0	0	0	0	0	2
Sholberg	g	0-0	0-0	2-4	1-1	1	2	2	0	2	1	0	16
Team						1-3		4					
Totals		19-54	4										

**Game 4**

**Colorado** 78  
**at Penn** 60  
**Nov. 29, 2005** The Palestra

**PHILADELPHIA, Pa.** - Sophomore guard Richard Roby and senior forward Chris Copeland scored 22 and 20 points, respectively leading the University of Colorado Buffaloes to 78-60 victory over the University of Pennsylvania at The Palestra.

CU/Penn played the first 20 minutes of play all even and went to the intermission with a 37-37 tie. Unfortunately for the Quakers, they went ice cold during the second half, and the Buffaloes took advantage to earn the 18-point win.

After shooting nearly 44 percent from the field during the first stanza, Penn (2-1) went just 9-of-31 (29.0 percent) in the second half including 2-of-15 (13.3 percent) from three-point land. CU on the other hand was 15-of-33 (45.5 percent) and an impressive 8-of-10 (.800) from the free throw line.

CU (3-1) jumped all over Penn to start the game, scoring nine of the game's first 10 points. However, the Quakers responded with an 8-3 run to draw within three, then reeled off 11 unanswered points to lead 20-16.

Roby led a five-point Colorado run that gave the Buffs back the lead, but after the teams traded buckets Penn went on another 11-point streak that pushed its lead to 33-23. Roby was again on display, though, scoring 10 points as CU climbed back to tie the game at the break. At the half Roby had 17 points and had missed just one of his 11 shots from the field (4-of-5 field goals including 3-of-3 three-pointers, 6-of-6 free throws).

The Buffs scored seven of the first 10 points in the second half to take a 44-40 lead, then extended that advantage to 50-42 as the Quakers missed several opportunities. Penn was within nine points with seven minutes left (57-48), but Colorado dropped seven of the next eight points to make its lead 15 (64-49) and Penn never got inside double digits after that.

Senior guard Jayson Obazuaye led the CU dominance on the glass with a game-high and career-high nine rebounds helping CU to a 50-28 advantage. Copeland added seven rebounds along with sophomore Marcus King-Stockton tying a personal-best seven boards.

**COLORADO (3-1)**

Player	FGs	3-pt	FT	O-D	R	F	TP	A	TO	B	S	Min
Osborn	f	3-7	2-4	0-0	4	3	8	0	3	0	0	21
Copeland	f	7-11	2-4	4-4	2-5	7	4	20	0	3	0	25
Obazuaye	g	2-9	0-1	0-0	2-7	9	2	4	2	2	0	31
Hall	g	4-8	0-1	0-0	1-1	2	2	8	3	2	0	28
Roby	g	5-10	4-4	8-8	0-4	4	4	22	5	2	1	33
Eddy	g	0-1	0-1	0-1	1-1	2	1	0	0	0	0	5
Senger	g	0-0	0-0	0-0	0-2	2	1	0	0	0	0	8
Coleman	g	3-4	0-0	0-1	0-4	4	0	6	1	1	0	17
Freeman	g	2-4	0-0	4-6	2-0	2	4	8	1	3	0	14
Williams	g	0-0	0-0	0-0	1-1	2	0	0	2	0	0	1
Arrington	g	0-0	0-0	0-0	0-0	0	0	0	0	0	0	1
King-Stockton	g	1-3	0-0	0-0	2-5	7	2	2	3	0	1	11
McGee	g	0-0	0-0	0-0	0-0	0	0	0	0	0	0	2
Team					1-4	5						
Totals		27-57	8-15	16-20	12-38	50	23	78	15	18	2	9 200

FC% 1st Hlf 12-24 50.0% 2nd Hlf 15-33 45.5% Game 47.4%  
 3-Pt.FG% 1st Hlf 5-9 55.6% 2nd Hlf 3-6 50.0% Game 53.3%  
 FT % 1st Hlf 8-10 80.0% 2nd Hlf 8-10 80.0% Game 80.0%  
 deadball rebounds: 1

**PENN (2-1)**

Player	FGs	3-pt	FT	O-D	R	F	TP	A	TO	B	S	Min
Danley	f	4-9	0-0	6-10	1-5	6	3	14	5	0	1	32
Ebede	f	2-4	1-2	0-0	0-2	2	4	5	1	1	0	22
Grandieri	g	0-2	0-1	0-1	2-5	7	1	0	4	2	0	30
Jaaber	g	7-12	2-4	0-2	1-2	3	4	16	2	1	0	27
Osmundson	g	3-14	2-9	3-6	1-2	3	1	11	2	4	0	36
Ege	g	0-1	0-1	0-0	0-0	0	0	0	0	0	0	1
Whitehurst	g	3-7	1-4	0-0	0-0	0	4	7	2	1	0	15
Franklin	g	0-0	0-0	0-0	0-0	0	0	0	0	0	0	1
Zoller	g	3-8	0-2	1-2	2-2	4	2	7	0	0	0	22
McMahon	g	0-4	0-4	0-0	0-1	1	1	0	2	0	0	9
Votel	g	0-0	0-0	0-0	0-0	0	1	0	0	1	0	5
Team					2	2						
Totals		22-61	6-27	10-21	7-21	28	21	60	16	12	1	8 200

FC% 1st Hlf 13-30 43.3% 2nd Hlf 9-31 29.0% Game 36.1%  
 3-Pt.FG% 1st Hlf 4-12 33.3% 2nd Hlf 2-15 13.3% Game 22.2%  
 FT % 1st Hlf 7-11 63.6% 2nd Hlf 3-10 30.0% Game 47.6%  
 deadball rebounds: 5

Colorado	37	41	78
Penn	37	23	60

Officials: Rich Giallella, Alvin Cox, Ron Tyburnski  
 Technicals: Freeman. Attendance: 6249. Fouled out: none.

**Game 5**

**Colorado** 93  
**Cal Poly** 75  
**Dec. 3, 2005** Coors Events Center

**BOULDER** - The University of Colorado men's basketball team placed all five of its starters in double figures led with 17 points each by Andy Osborn and Richard Roby as the Buffaloes cruised to a 93-75 victory over Cal Poly at the Coors Events Center.

With the win, CU improves to 4-1, having won its last three in a row, while the Mustangs drop their fourth straight and fall to 1-4.

Other starters who reached double figures for the Buffs were Jayson Obazuaye (13 pts.), Chris Copeland (12 pts.) and Marcus Hall, who finished the game with 11 points and five assists.

"It was a good game, a good win," said CU head coach Ricardo Patton. "There was some good, but some bad. But, overall, I thought the guys played fairly well. In fact, we had only five turnovers."

The Buffaloes raced out to a 45-39 advantage at the intermission on 51.5 percent shooting (17-of-33), getting balanced scoring from all five of its starters, including Roby and Osborn with nine points apiece.

Midway through the first half, CU rallied from its biggest deficit of the game (four points) with a 9-0 run over the next two minutes, pushing its lead to eight points (31-23).

In the second half, CU continued to hold its advantage over the Mustangs, extending its lead to 22 points with five minutes remaining as Osborn hit his fourth three-pointer of the game and an 87-65 lead.

Osborn also recorded his second career double-double in a CU uniform, grabbing 10 rebounds to go with his 17 points. Osborn's 10 boards helped CU dominate the Mustangs under the basket with a 46-33 advantage.

**CAL POLY (1-4)**

Player	FGs	3-pt	FT	O-D	R	F	TP	A	TO	B	S	Min
Stephenson	f	3-9	1-3	1-3	5-7	12	1	8	1	2	1	31
Leavitt	f	7-10	1-2	2-3	2-3	5	3	17	1	3	3	29
Whiten	g	4-11	4-9	0-0	0-0	1	4	12	1	2	0	27
Thomas	g	4-9	1-4	0-1	0-4	4	3	9	5	5	0	34
Stockalper	g	7-9	3-4	0-0	1-3	4	2	17	3	1	0	27
Osborn	g	0-2	0-1	0-0	0-3	3	1	0	1	0	0	11
Henry	g	1-1	1-1	0-0	0-0	0	1	3	0	0	0	6
Socci	g	1-1	0-0	2-2	0-0	0	1	4	0	0	0	7
McGinn	g	2-4	1-2	0-0	1-1	2	0	5	2	0	0	16
Thuraw	g	0-2	0-0	0-0	0-0	0	3	0	1	0	0	12
Team					1-1	2						
Totals		29-58	12-26	5-9	10-23	33	19	75	13	15	4	2 200

FC% 1st Hlf 15-29 51.7% 2nd Hlf 14-29 48.3% Game 50.0%  
 3-Pt.FG% 1st Hlf 8-16 50.0% 2nd Hlf 4-10 40.0% Game 46.2%  
 FT % 1st Hlf 1-1 100.0% 2nd Hlf 4-8 50.0% Game 55.6%  
 deadball rebounds: 0

**COLORADO (4-1)**

Player	FGs	3-pt	FT	O-D	R	F	TP	A	TO	B	S	Min
Osborn	f	6-11	4-9	1-2	5-5	10	0	17	1	1	2	0 32
Copeland	f	4-9	0-3	4-9	3-2	5	2	12	1	0	1	2 23
Obazuaye	g	6-8	0-0	1-3	3-1	4	0	13	1	0	1	25
Hall	g	5-9	1-4	0-0	0-2	2	3	11	5	1	0	1 22
Roby	g	7-13	2-4	1-2	1-6	7	1	17	4	0	0	2 26
Eddy	g	1-4	0-1	1-2	0-0	0	0	3	0	0	0	1 7
Carder	g	1-2	1-2	0-0	1-1	1	0	3	0	0	0	4
Senger	g	0-1	0-0	0-0	0-0	0	0	0	0	1	0	0 3
Coleman	g	2-7	0-3	1-1	1-2	3	1	5	4	2	0	3 20
Freeman	g	2-2	0-0	2-2	3-0	3	2	6	1	0	0	0 11
Williams	g	0-3	0-1	1-2	2-0	2	1	1	0	0	0	0 4
Arrington	g	0-1	0-0	0-0	2-1	3	0	0	0	0	0	2 0 4
King-Stockton	g	2-4	0-0	1-2	2-3	5	1	5	1	0	0	0 12
McGee	g	0-1	0-0	0-0	0-1	1	0	0	1	0	0	0 7
Team												
Totals		36-75	8-27	13-25	22-24	46	11	93	19	5	6	10 200

FC% 1st Hlf 17-33 51.5% 2nd Hlf 19-42 45.2% Game 48.0%  
 3-Pt.FG% 1st Hlf 4-12 33.3% 2nd Hlf 4-15 26.7% Game 29.6%  
 FT % 1st Hlf 7-12 58.3% 2nd Hlf 6-13 46.2% Game 52.0%  
 deadball rebounds: 6

Cal Poly	39	36	75
Colorado	45	48	93

Officials: Larry Rose, Terry Davis, Joe Townsell  
 Technicals: Cal Poly team. Attendance: 1559. Fouled out: none.

**Game 6**

**Colorado** 76  
**Utah** 52  
**Dec. 7, 2005** Coors Events Center

**BOULDER (AP)** - Sophomore guard Richard Roby collected his third career double-double of 19 points and 10 rebounds leading Colorado to a 76-52 home win Wednesday night at the Coors Events Center.

Chris Copeland added 16 points as Colorado (5-1) extended it winning streak to four. Bryant Markson and Chris Jackson led Utah (4-2) with 13 and 12 points, respectively.

"That was a great win," said Colorado head coach Ricardo Patton. "Utah is a really good basketball team. We had a lot of different lineups and everybody contributed. Like always, we need to take a look at the tape and try to improve."

The Utes had won the last two meetings between the two teams, but struggled with 17 turnovers and were only 2-for-14 in 3-pointers as they scored a season-low 16 points in the first half.

Colorado started the second half making 2-of-7 shots, allowing Utah to cut a 17-point halftime deficit to 38-31 on a 3-pointer and a layup by Johnnie Bryant five minutes into the half.

Martane Freeman hit two straight shots after a driving layup by Marcus Hall to put the Buffaloes back up by 44-31.

Two free throws by Copeland capped a 6-0 run to give Colorado its biggest lead, 56-37, with 8:21 left. Utah got as close as 66-51 in the remaining three minutes on a layup by Ricky Johns.

Colorado started slowly, missing 14-of-15 shots to start the game and trailed 10-3 after a layup by Utah's Luke Nevill. But the Buffaloes began finding their range from beyond the 3-point arc, connecting on seven 3-pointers, three by Roby and outscored Utah, 30-6 over the last 11:57 of the first half to lead 33-16. Colorado was 12-for-37 on 3-pointers.

Copeland and Marcus Hall had two 3-pointers each in the first period. In contrast, the Utes were 0-for-4 on 3-pointers and shot 33 percent against a suffocating defense that also forced 11 turnovers.

**UTAH (4-2)**

Player	FGs	3-pt	FT	O-D	R	F	TP	A	TO	B	S	Min
Markson	f	4-10	0-2	5-5	3-2	5	4	13	2	3	0	1 32
Green	f	1-6	1-4	0-0	1-4	5	2	3	2	4	0	1 26
Jackson	c	6-9	0-1	0-4	2-5	7	1	12	0	0	1	0 19
Bryant	g	2-8	1-3	0-0	0-6	6	0	5	0	2	0	1 34
Drisdorn	g	0-2	0-1	0-1	0-2	2	3	0	0	2	0	0 18
Borha	g	3-5	0-1	1-2	1-3	4	3	7	3	3	0	1 18
Iverson	g	0-0	0-0	0-0	0-0	0	0	0	0	0	0	0 5
Johns	g	1-2	0-1	0-1	0-1	1	0	2	0	0	0	0 16
Nevill	g	3-5	0-0	1-1	1-3	4	2	7	0	2	0	0 21
Langvad	g	1-3	0-1	1-2	0-0	0	0	3	0	1	0	1 11
Team					1	1						
Totals		21-50	2-14	8-16	9-26	35	15	52	7	17	1	5 200

FC% 1st Hlf 8-24 33.3% 2nd Hlf 13-26 50.0% Game 42.0%  
 3-Pt.FG% 1st Hlf 0-4 0.0% 2nd Hlf 2-10 20.0% Game 14.3%  
 FT % 1st Hlf 0-2 0.0% 2nd Hlf 8-14 57.1% Game 50.0%  
 deadball rebounds: 4

**COLORADO (5-1)**

**Game 7**  
**Colorado 96**  
**UC Irvine 80**  
**Dec. 18, 2005 Coors Events Center**

**BOULDER (AP)** - Richard Roby scored 20 points and Martane Freeman added a career-high 17 as Colorado extended its winning streak to five games with a 96-80 victory over UC Irvine.

Marcus Hall contributed 14 points and five assists. Colorado (6-1) has won all seven meetings between the two teams. "It was a great win, especially under these circumstances," said CU head coach Ricardo Patton. "I know the guys have been pressed this week with exams and we haven't even practiced in our own gym. With all the distractions this week I am very proud that we continue to be a good basketball team. Any time you shoot that good there is a good chance of winning."

The win spoiled the homecoming of Denver native Ross Schraeder, who had 26 points to lead UC Irvine (4-4). The Anteaters, who had an impressive road win at Stanford, hadn't played since Dec. 3. The rustiness showed.

Colorado withstood several Anteater runs in the second half, the first when Nic Campbell scored seven straight points to reduce the lead to 56-51. Dominique Coleman's jumper capped a 6-0 run for the Buffaloes to help them pull away.

A conventional three-point play by Darren Fells made it a five-point game again, only to see Freeman respond with a 3-pointer. A layup from Coleman helped Colorado put its lead back to 69-59.

UC Irvine made its final run at Colorado when baskets by Mark Kelley and Campbell (18 points) got them within 77-71 with 6:25 left. Roby nailed a 3-pointer and Freeman converted two free throws, and the Buffaloes' lead was never under nine points over the final 5:36.

The Buffaloes were 20-of-24 from the free throw line, also made 10 3-pointers for the game and placed six players with 10 or more points. The CU bench recorded their most points of the season pouring in a season-best 34 points.

**UC IRVINE (4-4)**

Player	FGs	3-pt	FT	O-D	R F	TP	A	TO	B	S	Min	
Campbell f	6-10	3-6	3-4	0-2	2	3	18	5	3	0	2	36
Kelley f	3-7	0-0	0-0	0-6	6	3	6	2	2	0	0	20
Armstrong g	2-4	1-2	2-2	0-1	1	3	7	2	1	0	0	25
Fitzgerald g	4-9	0-3	1-2	0-3	3	2	9	7	6	0	3	33
Schraeder g	11-12	3-3	1-1	1-3	4	3	26	0	1	0	1	35
Green	0-1	0-0	0-0	0-1	1	0	0	0	0	0	0	6
Sanders	0-0	0-0	1-2	0-1	1	0	1	0	0	0	0	2
Price	0-0	0-0	0-0	0-1	1	0	0	2	0	0	0	7
Templeton	2-5	2-4	0-0	1-0	1	3	6	2	1	0	0	14
Fells	2-5	0-0	3-5	0-2	2	5	7	3	1	0	0	15
Metelski	0-0	0-0	0-1	0-2	2	0	0	0	0	0	0	7
Team			1-1		2							
Totals	30-53	9-18	11-17	3-23	26	22	80	21	17	0	6	200

FC% 1st Hlf 13-27 48.1% 2nd Hlf 17-26 65.4% Game 56.6%  
 3-Pt.FG% 1st Hlf 6-12 50.0% 2nd Hlf 3-6 50.0% Game 50.0%  
 FT % 1st Hlf 4-8 50.0% 2nd Hlf 7-9 77.8% Game 64.7%  
 deadball rebounds: 2

**COLORADO (6-1)**

Player	FGs	3-pt	FT	O-D	R F	TP	A	TO	B	S	Min	
Osborn f	3-9	1-5	3-4	3-4	7	0	10	2	0	0	29	
Copeland f	2-6	1-3	0-0	0-4	4	3	5	0	0	1	0	16
Obazuaye g	6-9	1-2	0-0	1-3	4	5	13	4	1	0	2	23
Hall g	5-11	2-5	2-2	1-0	1	1	14	5	2	0	2	32
Roby g	6-10	3-6	5-6	0-4	4	2	20	3	1	2	3	30
Eddy	0-1	0-0	0-0	1-0	1	1	0	0	1	0	1	6
Senger	1-4	0-0	2-2	3-2	5	0	4	1	0	0	0	6
Coleman	5-6	0-1	3-4	1-5	6	0	13	3	2	0	2	21
Freeman	5-7	2-4	5-6	0-1	1	3	17	2	0	3	2	24
Arrington	0-0	0-0	0-0	0-0	2	0	0	1	0	0	1	0
King-Stockton	0-1	0-0	0-0	1-1	2	1	0	0	1	0	0	10
McGee	0-0	0-0	0-0	0-0	0	0	0	0	0	0	0	2
Totals	33-64	10-26	20-24	11-24	35	18	96	19	12	3	13	200

FC% 1st Hlf 17-36 47.2% 2nd Hlf 16-28 57.1% Game 51.6%  
 3-Pt.FG% 1st Hlf 6-13 46.2% 2nd Hlf 4-13 30.8% Game 38.5%  
 FT % 1st Hlf 7-9 77.8% 2nd Hlf 13-15 86.7% Game 83.3%  
 deadball rebounds: 1

UC Irvine	36	44	80
Colorado	47	49	96

Officials: Rick Randall, Chuck Hood, Terry Davis  
 Technicals: none. Attendance: 1416. Fouled out: Fells, Obazuaye.

**Game 8**  
**Colorado 77**  
**at TCU 59**  
**Dec. 20, 2005 Daniel-Meyer Coliseum**

**FORT WORTH, Texas (AP)** - Richard Roby scored 15 of his 17 points in the first half to lead four Buffaloes in double figures as Colorado posted a 77-59 victory over TCU at the Daniel-Meyer Coliseum.

The Horned Frogs saw their two-game winning streak snapped as they fell for the first time since Dec. 7 versus Tulane.

Colorado improved to 7-1, equaling its best start since the 1989-90 campaign.

TCU senior forward Chudi Chinweze made his season debut and totaled six points and six rebounds in 18 minutes. Chinweze had been sidelined since Dec. 9, 2004 with a knee injury.

Led by Chinweze, the Frogs' bench outscored the Colorado reserves 26-10. Ten of the 11 Frogs who saw action broke into the scoring column.

The Buffaloes scored the game's opening six points, all from Roby, in taking a 9-2 lead to start the contest. Roby scored 11 of Colorado's opening 14 points.

The Buffaloes took their largest lead of the first half at 30-20 on a jumper by Jayson Obazuaye (13 points) with 3:23 to play. Colorado led 36-27 at the intermission.

The Buffaloes then opened the second half with an 11-2 spurt to extend their advantage to 47-29 on a Marcus Hall (17 points) layup. Chris Copeland added 14 points, all in the second half for CU.

Colorado shot 49.1 percent for the game, including 51.5 in the second half, while limiting TCU to a 30.5 mark.

The Frogs (3-7) had a 15-11 edge in offensive rebounding. Colorado held a 43-36 overall advantage on the boards. Judson Stubbs topped TCU with seven rebounds.

**COLORADO (7-1)**

Player	FGs	3-pt	FT	O-D	R F	TP	A	TO	B	S	Min	
Osborn f	2-4	2-4	0-0	1-1	2	2	6	3	0	3	0	16
Copeland f	6-11	2-5	0-1	0-4	4	3	14	1	1	1	24	
Obazuaye g	6-8	0-0	1-2	2-5	7	2	13	2	2	0	0	23
Hall g	7-10	2-2	1-1	1-1	2	3	17	2	3	0	0	28
Roby g	6-13	1-4	4-6	0-3	3	2	17	1	5	0	1	28
Eddy	0-2	0-2	4-4	2-5	7	2	4	2	3	0	1	18
Boydock	0-1	0-0	0-0	0-0	0	0	0	0	0	0	0	1
Senger	0-0	0-0	2-2	0-1	1	1	2	1	1	0	0	6
Coleman	1-5	0-2	0-0	3-2	5	3	2	0	2	0	2	15
Freeman	0-2	0-2	0-0	0-0	0	0	0	0	1	0	0	7
Williams	0-1	0-0	1-2	0-2	2	3	1	1	0	0	0	6
Arrington	0-0	0-0	1-2	0-1	1	0	1	0	0	0	0	4
King-Stockton	0-0	0-0	0-0	0-3	3	4	0	2	3	2	0	15
McGee	0-0	0-0	0-0	0-2	2	1	0	2	1	0	1	9
Team					2-2							
Totals	28-57	7-21	14-20	11-32	43	26	77	17	23	6	6	200

FC% 1st Hlf 11-24 45.8% 2nd Hlf 17-33 51.5% Game 49.1%  
 3-Pt.FG% 1st Hlf 2-10 20.0% 2nd Hlf 5-11 45.5% Game 33.3%  
 FT % 1st Hlf 12-16 75.0% 2nd Hlf 2-4 50.0% Game 70.0%  
 deadball rebounds: 1

**TCU (3-7)**

Player	FGs	3-pt	FT	O-D	R F	TP	A	TO	B	S	Min	
Ibikunle f	2-4	0-0	0-2	0-2	2	2	4	2	3	0	0	17
Stubbs f	2-5	0-2	1-4	2-5	7	3	5	1	4	1	1	25
Hackett g	3-8	1-5	3-3	0-4	4	0	10	2	3	0	1	28
Murry g	3-13	2-8	4-4	2-3	5	4	12	0	2	0	0	25
Owens g	0-4	0-1	2-2	0-1	1	2	2	3	3	0	0	13
Masters	1-3	1-2	2-4	1-0	1	3	5	1	0	0	1	22
Dougherty	1-2	1-2	2-1	1	2	3	5	2	2	0	0	13
Chinweze	2-11	0-1	2-7	4-2	6	2	6	1	2	0	0	18
Adams	2-5	1-3	0-0	1-0	1	0	5	0	1	0	0	19
Pierce	2-3	0-0	1-2	1-1	2	0	5	0	0	0	0	16
Taylor	0-1	0-0	0-0	0-0	1	0	0	0	0	1	0	4
Team					3-2							
Totals	18-59	6-24	17-30	15-21	36	20	59	12	20	2	3	200

FC% 1st Hlf 8-30 26.7% 2nd Hlf 10-29 34.5% Game 30.5%  
 3-Pt.FG% 1st Hlf 2-15 13.3% 2nd Hlf 4-9 44.4% Game 25.0%  
 FT % 1st Hlf 9-14 64.3% 2nd Hlf 8-16 50.0% Game 56.7%  
 deadball rebounds: 7.2

Colorado	36	41	77
TCU	27	32	59

Officials: Dan Chrisman, Terry Chrsitman, Winston Stith  
 Technicals: none. Attendance: 3321. Fouled out: none.

**Game 9**  
**Colorado 117**  
**Mercer 74**  
**Dec. 22, 2005 Coors Events Center**

**BOULDER (AP)** - Jayson Obazuaye scored a career-high 19 points and Kyle Carder added 13 points as Colorado won its seventh straight by routing Mercer 117-74.

Sixteen players scored points for Colorado (8-1) which substituted freely and posted its first seven-game winning streak since the 1996-97 season. The Buffaloes shot a season-high 63 percent from the field as they extended their non-conference unbeaten streak to 15 games.

CU continued its hot 3-point shooting, connecting on 12-for-19 on 3-pointers, to boost its four game total to 41.

Andrew Brown led undermanned Mercer (1-5) with 14 points. Brian Pfohl and Will Emerson had 12 points each for the Bears, who suffered their fourth straight loss and their worst of the year. They were beaten by 36 points in their last game on Dec. 18 at Oklahoma State.

Colorado had 65 points by halftime, the most the Buffaloes had scored in a half since Dec. 7, 1990 when they recorded 75 points in the second half of a game against Central Connecticut.

Andy Osborn and Richard Roby hit 3-pointers in the first two minutes to get Colorado off to an early 24-6 lead. Emerson's layup and free throw with 12:18 left got Mercer as close as 26-11 in the first half.

The Bears didn't score again until Pfohl's layup with 9:15 remaining in the half. By then the Buffaloes lead was 37-13 and their starters had retired to the bench. Reserve Scott Senger accounted for six points the rest of the way as Colorado extended its lead to 65-29 by halftime. Things didn't get any better for Mercer in the second half. Turnovers then dunks by Obazuaye and Marcus Hall made it 73-33.

Colorado's reserves took over for good with 10:44 remaining after Glean Eddy's 3-pointer gave Colorado a 52-point bulge, 98-46.

**MERCER (1-5)**

Player	FGs	3-pt	FT	O-D	R F	TP	A	TO	B	S	Min	
Aaron f	1-6	1-2	0-0	1-1	2	0	3	0	2	0	0	14
Pfohl f	5-8	0-0	2-4	2-4	6	4	12	1	1	0	1	22
Emerson g	3-12	1-3	5-5	1-1	2	1	12	0	1	0	0	21
Waters g	4-8	0-1	0-1	0-2	2	2	8	1	6	1	2	22
Skogen, J g	0-5	0-1	0-0	0-2	2	0	0	2	0	0	1	19
Hammonds	0-0	0-0	0-0	0-0	0	0	0	2	1	0	1	4
Brown	6-12	2-4	0-0	0-0	4	3	14	1	0	0	0	18
Pervan	3-5	1-1	0-0	2-2	4	2	7	1	2	0	1	16
Skogen, C.	3-6	2-3	0-0	0-0	0	0	8	2	1	0	1	13
Alacqua	2-6	2-4	0-0	1-1	2	1	6	2	0	0	1	21
Slonaker	1-2	0-0	0-0	0-1	1	2	2	1	0	1	1	7
Martin	0-1	0-1	0-0	0-0	0	0	0	0	0	0	0	2
Dolan	1-4	0-0	0-0	1-3	4	3	2	1	2	1	0	21
Team					5							
Totals	29-75	9-20	7-10	17-17	34	18	74	13	18	3	8	200

FC% 1st Hlf 11-40 27.5% 2nd Hlf 18-35 51.4% Game 38.7%  
 3-Pt.FG% 1st Hlf 4-11 36.4% 2nd Hlf 5-9 55.6% Game 45.0%  
 FT % 1st Hlf 3-4 75.0% 2nd Hlf 4-6 66.7% Game 70.0%  
 deadball rebounds

**Game 10**  
**Colorado 85**  
**Dartmouth 64**  
**Dec. 31, 2005** Coors Events Center

**BOULDER (AP)** - Martane Freeman matched a career-best 17 points with a career-high nine rebounds as Colorado extended its winning streak to eight with an 83-65 victory over struggling Dartmouth.

Richard Roby added 13 points for Colorado (9-1), off to its best start since 1978-79 when it began 10-1. The eight-game winning streak is the school's longest since 1961-62 when the Buffaloes won 12 in a row.

Calvin Arnold and DeVon Mosley had 11 points each for Dartmouth (1-9), losers of eight in a row. The Big Green are off to their worst start since the 1993-94 team opened the year 1-12.

Colorado saw its 17-point halftime lead reduced to 11 after Leon Pattman's four-point play and a rebound basket nine minutes into the second half. Michael Giovacchini got Dartmouth even closer, 56-43, with 10:24 left, but Roby came right back with a 3-pointer for Colorado to start a 10-2 run and made it a 66-48 game.

Mike Lang's 3-pointer got the Big Green as close 70-57 with 6:20 remaining. Jumpers by Freeman and Marcus Hall got the lead to 81-57 with four minutes left.

Dartmouth stayed close for nearly 15 minutes of the first half as Mosley and Arnold contributed nine points each. Arnold's 3-pointer with 5:13 left made it 27-20 and the Big Green could have been closer had Jason Meyer and Chuck Flynn finished uncontested layups.

Colorado which had trouble at the free throw line, 4-for-11, did finish the half well. Freeman had seven points including a 3-pointer over the last five minutes of the half and the Buffaloes outscored Dartmouth 14-4 over that stretch to lead 41-24 at halftime.

**DARTMOUTH (1-9)**

Player	FGs	3-pt	FT	O-D	R	F	TP	A	TO	B	S	Min	
Flynn	f	3-9	0-1	2-2	2-5	7	3	8	1	2	1	0	18
Ball	f	3-6	0-0	2-2	1-1	2	2	8	2	0	0	1	18
Bode	c	0-2	0-0	0-0	0-1	1	2	0	0	1	0	0	7
Pattman	g	3-11	1-3	2-4	3-0	3	1	9	2	1	0	2	24
Giovacchini	g	1-4	1-2	4-4	1-1	2	0	7	1	2	0	0	20
Mosley	g	3-8	1-3	4-4	0-2	2	1	11	2	1	0	2	25
Lang	g	2-7	1-6	0-0	1-3	4	1	5	1	2	0	0	22
Meyer	g	0-1	0-0	0-0	1-0	1	0	0	0	0	0	1	6
Barnett	g	1-4	0-0	0-0	0-1	1	1	2	0	0	0	0	9
Biber	g	2-4	0-1	0-0	3-1	4	0	4	1	0	0	0	5
Baker	g	0-0	0-0	0-0	0-0	0	1	0	0	0	0	0	1
Arnold	g	5-9	1-1	0-0	0-4	4	4	11	1	4	2	1	27
Powers	g	0-1	0-0	0-0	0-0	0	0	0	0	0	0	0	3
McMillian	g	0-3	0-0	0-0	0-1	1	3	0	1	0	0	0	15
Team						3				3			
Totals		23-69	5-17	14-16	15-20	35	19	65	11	15	3	7	200

FC% 1st Hlf 9-35 25.7% 2nd Hlf 14-34 41.2% Game 33.3%  
 3-Pt.FG% 1st Hlf 2-8 25.0% 2nd Hlf 3-9 33.3% Game 29.4%  
 FT % 1st Hlf 4-4 100.0% 2nd Hlf 10-12 83.3% Game 87.5%  
 deadball rebounds: 1

**COLORADO (9-1)**

Player	FGs	3-pt	FT	O-D	R	F	TP	A	TO	B	S	Min	
Osborn	f	5-10	1-5	1-1	1-3	4	2	12	3	2	1	1	25
Copeland	f	4-7	1-1	2-2	1-2	3	3	11	0	3	0	0	12
Obazuaye	g	3-5	0-0	3-4	1-2	3	2	9	2	3	1	2	20
Hall	g	4-6	1-3	0-0	0-1	1	1	9	3	2	0	2	25
Roby	g	6-12	1-5	0-1	0-5	5	2	13	4	3	0	4	28
Eddy	g	0-0	0-0	1-2	1-4	5	1	1	1	1	1	1	11
Carder	g	0-0	0-0	0-0	0-0	0	0	0	0	0	0	0	2
Senger	g	1-2	0-0	1-2	2-1	3	0	3	1	0	1	0	8
Coleman	g	0-1	0-1	0-0	0-3	3	1	0	1	2	1	1	15
Freeman	g	7-9	1-1	2-2	4-5	9	2	17	3	0	2	0	18
Williams	g	1-3	0-0	0-1	2-0	2	1	2	0	1	0	0	7
Arrington	g	0-1	0-0	0-0	0-0	0	0	0	0	0	0	0	4
King-Stockton	g	0-2	0-0	0-2	1-1	3	1	0	0	1	0	0	6
Ashby	g	2-5	0-0	2-4	1-4	5	1	6	0	2	1	0	13
McGee	g	0-0	0-0	0-0	0-0	0	0	0	0	0	0	1	6
Team						1				2			
Totals		33-63	5-16	12-21	16-32	48	17	83	18	19	9	12	200

FC% 1st Hlf 17-35 48.6% 2nd Hlf 16-28 57.1% Game 52.4%  
 3-Pt.FG% 1st Hlf 3-10 30.0% 2nd Hlf 2-6 33.3% Game 31.3%  
 FT % 1st Hlf 4-11 36.4% 2nd Hlf 8-10 80.0% Game 57.1%  
 deadball rebounds: 3

Dartmouth 24 41 65  
 Colorado 41 42 83

Officials: Rick Randall, Randu Heimerman, Winston Stith  
 Technicals: none. Attendance: 2534. Fouled out: none.

**Game 11**  
**Colorado 116**  
**Savannah State 52**  
**Jan. 3, 2006** Coors Events Center

**BOULDER (AP)** - Seldom used Glenn Eddy scored 17 points and seven players reached double figures as Colorado won its ninth straight by defeating undermanned Savannah State 116-52 Tuesday night.

Julius Ashby added 16 points for Colorado (10-1), off to its best start since 1941-42 when it began 14-0. The Buffaloes posted the most lopsided victory in school history and their longest winning streak since 1961-62 when they won 12 in a row.

Jayson Randolph led Savannah State (1-15) with 27 points. Michael Bennett had 10 points for the Tigers, losers of 30 of 31 games over two seasons.

Savannah State turned the ball over on its first three possessions, didn't attempt a shot until a minute and 20 seconds into the game and didn't connect on a shot until Antoine Bronner's rebound basket 20 seconds later. By then, Jayson Obazuaye had six of his 15 points and Colorado led 12-2.

The Tigers got consecutive baskets only once in the first half, both by Chris Linton to make it 22-6. Andy Osborn had nine points on three, 3-pointers and Colorado outscored the Tigers 45-10 over the remaining 14:26 of the half to take a 67-16 lead into intermission.

It didn't get any better in the second half. The Buffaloes lead reached 79-16 on a 3-pointer and layup by Obazuaye. Eddy's jumper and a 3-pointer by Dominique Coleman increased Colorado's lead to 99-28 with 9:35 remaining.

**SAVANNAH STATE (1-15)**

Player	FGs	3-pt	FT	O-D	R	F	TP	A	TO	B	S	Min	
Bronner	f	1-4	0-0	0-0	1-3	4	2	2	0	2	0	1	21
Shaw	f	0-1	0-0	0-0	0-1	1	2	0	0	2	0	1	14
Linton	f	2-6	0-1	0-2	4-1	5	2	4	0	3	0	1	27
Flegler	g	1-4	1-2	0-0	0-0	0	3	3	0	1	0	0	14
Randolph	g	8-13	3-5	8-9	0-2	2	1	27	1	7	0	2	29
Edwards	g	0-2	0-0	0-0	0-2	2	1	0	1	2	0	0	19
Douglas	g	0-2	0-0	0-0	1-0	1	1	0	0	0	0	0	3
Smith	g	1-7	0-0	2-2	4-2	6	1	4	0	3	1	0	17
Hill	g	1-4	0-0	0-0	0-2	2	0	2	1	5	0	1	24
Bennett	g	4-9	0-2	2-2	0-2	2	2	10	0	2	0	1	17
McKinney	g	0-4	0-0	0-0	1-1	2	3	0	0	1	0	1	15
Team						1				2			
Totals		18-56	4-10	12-15	12-18	30	18	52	3	28	1	8	200

FC% 1st Hlf 7-30 23.3% 2nd Hlf 11-26 42.3% Game 32.1%  
 3-Pt.FG% 1st Hlf 0-0 0.0% 2nd Hlf 4-8 50.0% Game 40.0%  
 FT % 1st Hlf 2-2 100.0% 2nd Hlf 10-13 76.9% Game 80.0%  
 deadball rebounds: 1

**COLORADO (10-1)**

Player	FGs	3-pt	FT	O-D	R	F	TP	A	TO	B	S	Min	
Osborn	f	5-9	5-9	0-0	1-2	3	0	15	2	0	1	0	12
Copeland	f	3-4	1-2	6-7	1-2	3	1	13	3	0	3	2	16
Obazuaye	g	7-10	0-0	1-1	3-1	4	0	15	2	1	0	0	15
Hall	g	5-6	1-1	0-0	0-0	0	0	11	5	0	0	5	12
Roby	g	3-8	0-3	0-0	2-3	5	1	6	2	1	1	4	15
Eddy	g	7-8	3-4	0-0	2-7	9	0	17	0	2	0	0	21
Boidock	g	0-0	0-0	0-0	0-0	0	1	0	1	0	0	0	3
Carder	g	1-3	1-3	0-0	0-0	0	1	3	1	0	0	0	6
Senger	g	1-4	0-0	1-4	1-1	2	1	3	1	1	0	1	10
Coleman	g	4-4	1-1	1-3	0-0	0	3	10	1	1	0	4	14
Freeman	g	1-5	0-1	0-0	3-1	4	1	2	4	1	1	1	19
Williams	g	0-0	0-0	0-2	1-1	2	0	0	0	0	1	0	3
Arrington	g	0-1	0-0	1-2	0-0	0	1	1	1	0	1	1	3
King-Stockton	g	2-4	0-0	0-0	1-3	4	1	4	0	0	0	1	9
Ashby	g	6-11	0-0	4-4	3-6	9	1	16	2	4	2	1	26
Perkowski	g	0-0	0-0	0-0	0-0	0	0	0	0	1	0	0	3
McGee	g	0-1	0-1	0-0	0-0	0	3	0	2	0	0	0	12
Team						1				2			
Totals		45-78	12-25	14-24	19-28	47	15	116	27	13	10	19	200

FC% 1st Hlf 27-45 60.0% 2nd Hlf 18-33 54.5% Game 57.7%  
 3-Pt.FG% 1st Hlf 7-13 46.2% 2nd Hlf 6-12 50.0% Game 48.0%  
 FT % 1st Hlf 7-10 70.0% 2nd Hlf 7-14 50.0% Game 58.3%  
 deadball rebounds: 6

Savannah State 16 36 52  
 Colorado 67 49 116

Officials: Verne Harris, Bill Kennedy, Chuck Hood  
 Technicals: Savannah State bench. Attendance: 1424. Fouled out: none.

**Game 12**  
**Colorado 64**  
**at Texas 89**  
**Jan. 3, 2006** Erwin Center

**AUSTIN, Texas (AP)** - P.J. Tucker scored 24 points and tied his career high with 15 rebounds as No. 15 Texas opened Big 12 play Saturday with an 89-64 win over Colorado.

Texas (12-2) has won four in a row since consecutive blowout losses to Duke and Tennessee last month and appears to be hitting its stride as an enters conference play.

Senior guard Kenton Paulino finished with a career-high 18 points and LaMarcus Aldridge added 19 points and nine boards for the Longhorns, who are 8-0 in league openers under coach Rick Barnes. Tucker has four double-doubles in the last five games.

Martane Freeman scored 20 to lead Colorado (10-2, 0-1) which had its nine-game winning streak snapped.

Colorado beat Texas twice last season when Tucker and Aldridge were out with academic problems and injuries, and knocked the Longhorns out of the Big 12 tournament. It was a much different game with those two back in the lineup.

Aldridge scored Texas' first six points on turnaround jumpers, Tucker had 10 points by halftime and the Longhorns bolted to a 43-24 halftime lead. Abrams hit two 3-pointers from the right corner and Paulino's second of the half made it 39-19.

Aldridge opened the second half with dunk off a sharp pass underneath from Brad Buckman, then converted a three-point play that made it 50-27. Daniel Gibson then hit consecutive 3-pointers.

The Buffaloes struggled against Texas' early mix of zone and man defenses. After scoring more than 100 points in two of its last three, Colorado shot just 28 percent in the first half and 31 percent for the game.

**COLORADO (10-2, 0-1)**

Player	FGs	3-pt	FT	O-D	R	F	TP	A	TO	B	S	Min	
Osborn	f	2-9	1-6	2-2	2-2	4	4	7	1	0	1	0	28
Copeland	f	3-8	0-1	0-0	1-1	2	2	6	0	2	1	0	16
Obazuaye	g	1-5	1-2	1-2	2-2	4	2	4	2	1	0	0	18
Hall	g	3-10	1-3	0-0	0-1	1	1	7	1	0	0	0	31
Roby	g	3-13	3-8	5-8	1-3	4	0	14	2	4	0	2	28
Eddy	g	0-1	0-1	0-0	0-0	0	2	0	0	0	1	0	5
Senger	g	0-0	0-0	0-0	0-1	1	0	0	0	0	0	0	1
Coleman	g	1-5	0-1	0-0	1-0	1	1	2	0	1	0	0	15
Freeman	g	8-14	0-3	4-5	6-2	8	3	20	1	1	1	2	27
Williams	g	1-3	0-0	2-4	3-5	8	4	4	0	1	0	0	11
Arrington	g	0-1	0-0	0-0	0-0	0	0	0	0	0	0	0	2
King-Stockton	g	0-0	0-0	0-0	0-1	1	2	0	0	1	0	0	3
Ashby	g	0-2	0-0	0-0	1-2	3	5	0	0	1	0	0	13
McGee	g	0-0	0-0	0-0	0-0	0	0	0	0	0	0	0	2
Team						3				3			
Totals		22-71	6-25	14-22	20-20	40	26	64	7	12	4	4	

**Game 13**  
**Kansas 75**  
**Colorado 63**  
**Jan. 11, 2006 Coors Events Center**

**BOULDER (AP)** - Freshmen Mario Chalmers and Brandon Rush took over the game in the second half to help young and supposedly struggling Kansas to its seventh straight victory, 75-63 over Colorado.

Chalmers, a star in last year's McDonald's All-American game, had two assists and a 3-pointer during a 13-5 run that gave Kansas breathing room in what had been a close game.

One of the assists was an underhanded alley-ooop to sophomore C.J. Giles, who slammed it home. The other was a nifty, no-look pass to Rush on a 3-on-2 break.

Senior Christian Moody, the only upperclassman in coach Bill Self's starting lineup, led the Jayhawks (10-4, 1-0 Big 12) with 18 points. Rush scored all 17 of his points in the second half and Chalmers finished with 11 points and six assists as the Jayhawks won their conference opener for the 15th straight year.

Playing in front of a packed house that was, as always in this matchup, about half filled with Jayhawks fans, Kansas won for the 33rd time in the last 34 meetings against Colorado (10-3, 0-2). Buffs coach Ricardo Patton fell to 1-22 against Kansas.

Chris Copeland led Colorado with 22 points and Richard Roby had 15. The most telling stat, though - Kansas outrebounded Colorado 50-28 and no Buff player had more than five boards.

Trailing by 13, the Buffs made a brief rally when Martane Freeman followed a 3-pointer with a steal and layup for a three-point play. That cut the Kansas lead to 64-57, but the Jayhawks scored two straight buckets to ice the game.

**KANSAS (10-4, 1-0)**

Player	FGs	3-pt	FT	O-D	R	F	TP	A	TO	B	S	Min
Moody	f	8-11	1-3	1-2	3-4	7	2	18	1	1	0	30
Giles	f	2-2	0-0	0-2	1-1	2	3	4	0	1	1	0
Robinson	g	3-8	0-0	3-4	2-2	4	4	9	5	1	0	28
Chalmers	g	3-9	1-2	4-5	0-3	3	3	11	6	2	0	37
Rush	g	5-11	0-2	7-8	1-5	6	0	17	4	2	2	33
Hawkins	g	0-3	0-2	0-0	0-4	4	5	0	2	4	0	25
Stewart	g	0-0	0-0	0-0	0-0	0	0	0	0	0	0	0+
Case	g	0-2	0-2	0-0	0-0	0	0	0	0	0	0	2
Vinson	g	0-1	0-1	0-0	0-0	0	1	0	0	0	0	8
Downs	g	0-0	0-0	0-0	1-0	1	1	0	1	4	0	7
Kaun	g	2-3	0-0	0-0	1-2	3	0	4	1	0	1	17
Wright	g	1-5	0-1	0-0	2-3	5	0	2	0	0	1	8
Jackson	g	4-8	0-0	2-2	2-5	7	0	10	0	1	0	17
Team					6-2	8						
Totals		28-63	2-13	17-23	19-31	50	19	75	20	17	5	6

FC% 1st Hlf 12-33 36.4% 2nd Hlf 16-30 53.3% Game 44.4%  
 3-Pt.FG% 1st Hlf 0-8 00.0% 2nd Hlf 2-5 40.0% Game 15.4%  
 FT % 1st Hlf 5-6 83.3% 2nd Hlf 12-17 70.6% Game 73.9%  
 deadball rebounds: 3

**COLORADO (10-3, 0-2)**

Player	FGs	3-pt	FT	O-D	R	F	TP	A	TO	B	S	Min
Osborn	f	3-7	2-5	1-2	0-4	4	2	9	1	2	2	0
Copeland	f	8-12	4-6	2-4	1-3	4	2	22	1	1	2	31
Obazuaye	g	1-4	0-0	1-2	1-1	2	3	3	0	1	0	21
Hall	g	1-6	1-3	3-4	0-2	2	4	4	6	2	1	2
Roby	g	6-18	1-6	2-4	2-3	5	2	15	1	3	1	31
Eddy	g	0-0	0-0	0-0	1-0	1	0	0	1	0	0	7
Coleman	g	0-0	0-0	0-0	1-1	2	2	0	0	0	0	5
Freeman	g	2-5	1-2	2-5	1-2	3	3	7	2	2	0	19
Williams	g	0-1	0-0	0-0	0-1	1	0	0	0	0	0	1
Arrington	g	0-0	0-0	0-0	0-0	0	0	0	0	0	0	1
King-Stockton	g	0-2	0-0	0-0	1-1	1	0	0	1	3	1	11
Ashby	g	0-2	0-0	1-2	1-0	1	2	1	1	0	2	12
McGee	g	0-0	0-0	0-0	0-0	0	0	0	0	0	0	6
Team					1-1	2						
Totals		21-57	9-22	12-23	9-19	28	20	63	13	12	11	8

FC% 1st Hlf 9-27 33.3% 2nd Hlf 12-30 40.0% Game 36.8%  
 3-Pt.FG% 1st Hlf 2-9 22.2% 2nd Hlf 7-13 53.8% Game 40.9%  
 FT % 1st Hlf 7-12 58.3% 2nd Hlf 5-11 45.5% Game 52.2%  
 deadball rebounds: 7

Kansas 29 46 75  
 Colorado 27 36 63

Officials: Steve Olson, Kelly Self, Rick Randall  
 Technicals: none. Attendance: 10,586. Fouled out: none.

**Game 14**  
**Colorado 74**  
**at Missouri 71**  
**Jan. 14, 2006 Mizzou Arena**

**COLUMBIA, Mo. (AP)** - Richard Roby scored a career-best 33 points and Chris Copeland hit the last of Colorado's season-best 13 3-pointers with two-tenths of a second to go, giving the Buffaloes a 74-71 victory at Missouri.

Copeland had 15 points for Colorado (11-3, 1-2 Big 12), which ended an eight-game losing streak at Missouri (9-5, 2-1). The Buffaloes, who were 13-for-29 from 3-point range, had lost 33 of their previous 34 at Missouri and this time ended the Tigers' eight-game overall home winning streak.

Thomas Gardner had 22 points for Missouri, and Jimmy McKinney also had 22. But a traveling call with 8.2 seconds left on Gardner after he took an inbound pass and then slipped gave CU the opening it needed.

Copeland got a nice look on the baseline in front of the Colorado bench before draining his third 3-pointer of the game on the winner.

Roby scored 21 of his points in the second half and was 6-for-11 from 3-point range to top his previous career best of 30 points. Roby had averaged 11 points in his previous five games, but he and the rest of the Colorado offense thrived against Missouri's zone most of the game. Roby, who was 11-for-24 overall, entered with a 15.7-point average.

Colorado leads the conference in 3-pointers, averaging eight per game. Copeland was 3-for-6 and Dominique Coleman and Andy Osborn each had a pair of 3-pointers.

Marshall Brown added 10 points for Missouri, which lost despite shooting 50 percent. The Tigers led by five with about 5 1-2 minutes to go before fading, failing to follow up on a 2-point victory at No. 22 Oklahoma on Tuesday.

**COLORADO (11-3, 1-2)**

Player	FGs	3-pt	FT	O-D	R	F	TP	A	TO	B	S	Min
Freeman	f	1-2	0-0	2-2	1-1	2	4	4	0	0	0	14
Copeland	f	6-12	3-6	0-1	2-2	4	2	15	0	4	1	29
Ashby	f	0-1	0-0	0-0	2-3	5	4	0	2	0	2	1
Roby	g	11-24	6-11	5-6	0-3	3	1	33	2	1	1	34
McGee	g	0-1	0-1	0-0	1-0	1	3	0	2	1	0	15
Eddy	g	0-1	0-0	0-0	0-0	2	0	0	1	0	0	0
Osborn	g	3-6	2-5	0-0	1-1	2	2	8	1	1	0	21
Obazuaye	g	1-2	0-0	1-2	1-0	1	0	3	1	1	0	11
Coleman	g	4-6	2-3	1-1	3-0	3	0	11	6	2	0	24
Hall	g	0-3	0-3	0-0	1-1	1	1	0	3	1	0	16
Arrington	g	0-1	0-0	0-0	1-1	2	2	0	0	1	0	4
King-Stockton	g	0-2	0-0	0-0	1-1	2	3	0	0	0	1	10
Team					5-0	5						
Totals		26-61	13-29	9-13	18-13	31	22	74	18	12	5	5

FC% 1st Hlf 11-31 35.5% 2nd Hlf 15-30 50.0% Game 42.6%  
 3-Pt.FG% 1st Hlf 5-12 41.7% 2nd Hlf 8-17 47.1% Game 44.8%  
 FT % 1st Hlf 3-6 50.0% 2nd Hlf 6-7 85.7% Game 69.2%  
 deadball rebounds: 3

**MISSOURI (9-5, 2-1)**

Player	FGs	3-pt	FT	O-D	R	F	TP	A	TO	B	S	Min
Brown	f	3-9	0-1	4-5	2-1	3	2	10	1	2	0	0
Watkins	f	0-0	0-0	0-0	1-1	2	1	0	0	0	0	8
Young	c	1-3	0-0	2-4	0-6	6	2	4	0	1	0	29
McKinney	g	7-11	0-1	8-10	1-2	3	2	22	6	2	0	36
Gardner	g	7-14	3-9	5-6	0-1	1	3	22	2	4	0	38
Lyons	g	0-0	0-0	0-0	0-1	1	0	0	0	0	0	3
Horton	g	1-3	1-3	0-0	2-2	2	4	3	2	1	0	22
Dandridge	g	3-4	1-2	1-2	3-4	7	1	8	1	1	1	16
Lawrence	g	0-0	0-0	0-0	0-0	0	0	0	0	0	0	4
Grimes	g	0-0	0-0	2-4	2-2	4	4	2	0	2	1	12
Team					0-1	1						
Totals		22-44	5-16	22-31	9-21	30	19	71	12	13	2	3

FC% 1st Hlf 11-24 45.8% 2nd Hlf 11-20 55.0% Game 50.0%  
 3-Pt.FG% 1st Hlf 2-8 25.0% 2nd Hlf 3-8 37.5% Game 31.3%  
 FT % 1st Hlf 11-16 68.8% 2nd Hlf 11-15 73.3% Game 71.0%  
 deadball rebounds: 9

Colorado 30 44 77  
 Missouri 35 36 71

Officials: Rick Hartzell, Danny Hooker, Randy Heimermann  
 Technicals: Freeman. Attendance: 10,684. Fouled out: none.

**Game 15**  
**Colorado 81**  
**Baylor 48**  
**Jan. 18, 2006 Coors Events Center**

**BOULDER (AP)** - Ricardo Patton couldn't tell if Baylor's lack of a non-conference schedule was the difference in a lopsided win, but he saw improvement in his top two scorers, Richard Roby and Chris Copeland.

Richard Roby scored 21 points and Copeland added 17 on four 3-pointers as Colorado dealt Baylor its 17th consecutive loss by winning 81-48 Wednesday night.

The Bears have played only three games this season after NCAA violations forced the elimination of their non-conference schedule.

"I can't tell you if they showed signs of rustiness," Patton said. "I do know that without a non-conference schedule of games, it has to have some effect."

Andy Osborn also had 12 points for CU (12-3, 2-2 Big 12 Conference). The Buffaloes have beaten Baylor six straight times at home, last losing to the Bears here on Dec. 15, 1951.

"The one thing I've learned is you have to play hard no matter who you are playing," Roby said. "It doesn't matter what the color of the other uniform is."

Roby did most of his damage from the perimeter, with 8-for-17 shooting, two 3-pointers to go with seven rebounds. Although Copeland had four 3-pointers, the remainder of his contribution came inside the paint.

Henry Dugat led Baylor (0-3, 0-3) with 10 points. The team's leading scorer, Aaron Bruce had nine points and didn't score until hitting a 3-pointer a little over a minute into the second half.

Baylor never appeared to be in sync in shooting 25 percent for the game and finishing 10-for-19 at the free throw line. They led only briefly and that was early on in the game.

Colorado led 36-18 at halftime after starting slowly, missing 5-of-6 six shots to start the game.

Roby had seven of Colorado's 23 points over the final 10:12 of the half while Baylor managed only two field goals and a pair of free throws over that span.

**COLORADO (12-3, 2-2)**

Player	FGs	3-pt	FT	O-D	R	F	TP	A	TO	B	S	Min
Freeman	f	1-4	0-1	0-0	1-0	1	2	2	2	1	0	17
Copeland	f	5-8	4-5	3-4	1-7	8	1	17	0	1	2	0
Ashby	c	0-3	0-0	0-0	2-8	10	3	0	3	2	2	17
Roby	g	8-17	2-5	3-4	3-4	7	1	21	3	0	2	29
McGee	g	1-1	0-0	0-0	0-0	0	1	2	1	0	0	8
Eddy	g	0-1	0-1	0-0	1-3	4	0	1	0	0	0	6
Boydock	g	0-1	0-1	0-0	0-0	0	0	0	0	0	0	1
Osborn	g	4-8	4-7	0-0	1-1	2	2	12	0	0	0	18
Obazuaye	g	2-3	0-0	1-3	2-2	4	0	5	0	0	0	7
Senger	g	0-0	0-0	0-0	0-0	0	0	0	0	1	0	0
Coleman	g	2-6	0-1	1-2	1-4	5	1	5	7	0	1	25
Hall	g	3-9	1-4	0-0	1-0	1	2	7	2	1	0	18
Arrington	g	1-2	0-0	0-0	1-1	1	1	2	0	0	2	4
King-Stockton	g	3-4	0-0	2-5	7-4	11	1	8	1	3	1	19
Perkowski	g	0-0	0-0	0-0	0-0	0	0	0	0	0	0	1
Team					2-0	2						
Totals		30-67	11-25	10-18	22-34	56	14	81	17	12	10	5

FC% 1st Hlf 14-35 40.0% 2nd Hlf 16-32 5

**Game 16**  
**Colorado 80**  
**at Oklahoma State 78 ot**  
**Jan. 21, 2006 Gallagher-Iba Arena**

**STILLWATER, Okla. (AP)** - Richard Roby scored 27 points, including the decisive basket in overtime, as Colorado beat Oklahoma State 80-78 on Saturday afternoon, the Buffaloes' second Big 12 Conference road win of the season.

Colorado (13-3, 3-2 Big 12) hadn't won at Gallagher-Iba Arena since Jan. 12, 1980, a stretch of 20 games. The Buffs also hadn't won at Missouri since the 1996-97 season before they did so on Jan. 14.

Roby left the game Saturday with an injured ankle with 6:33 left in regulation, but the sophomore guard returned three minutes later and played most of the rest of the way.

With the score tied 78-78, Roby scored on a put-back with 45.3 seconds left, following a miss by Marcus Hall.

Oklahoma State (12-6, 2-2) had two chances to tie. First, Jamaal Brown missed a driving runner in the lane as the shot clock was winding down, and Mario Boggan missed a follow shot before Roby rebounded for Colorado.

Torre Johnson fouled Roby, who missed the front end of a one-and-one free-throw opportunity with 8.5 seconds left. Oklahoma State, out of timeouts, rushed the ball upcourt, but JamesOn Curry was held up briefly at midcourt by two defenders.

Curry broke free from the double-team and continued dribbling, but his pass to Terrel Harris sailed out of bounds as time expired.

Colorado led by as many as 11 points in the first half and was up 39-30 at halftime. The Buffs took control with a 14-3 run midway through the half, fueled by nine points by Roby.

Colorado led 45-34 with 18 minutes left but didn't score again for almost seven minutes. In the interim, the Cowboys scored 16 straight points to go ahead 50-45.

Roby scored on a driving runner with 33.7 seconds left in regulation to tie the game 71-71 and Oklahoma State then held the ball for the last shot. Curry missed a long 3-point attempt and Colorado's Marcus King-Stockton blocked a follow shot by Brown out of bounds with 2.2 seconds left.

After each team took a timeout, all the Cowboys could manage was an off-balance 10-footer by Johnson, which missed at the buzzer.

Colorado's 3-point shooting proved to be the difference - the Buffs went 12 of 29 from behind the arc, compared to 5 of 15 for Oklahoma State.

It was the second straight down-to-the-wire finish at home for the Cowboys, who held off Texas A&M 79-77 on Jan. 11. Roby's point total was his third-highest of the season, and he also had seven rebounds and six steals, all in the first half. Marcus Hall added 16 points for the Buffs.

Johnson scored 20 points and added 10 rebounds, while Boggan and Curry had 16 points each for Oklahoma State.

**COLORADO (12-3, 3-2)**

Player	FGs	3-pt	FT	O-D	R	F	TP	A	TO	B	S	Min
Copeland f	2-9	0-6	1-2	1-0	1	2	5	2	0	1	1	25
Ashby c	4-8	0-0	2-2	3-4	7	2	10	0	1	2	0	31
Obazuaye g	0-2	0-0	0-0	2-2	4	0	0	1	2	0	1	12
Roby g	12-21	3-7	0-2	3-4	7	2	27	1	4	1	6	36
McGee g	0-0	0-0	0-0	0-0	0	1	0	2	0	0	0	13
Eddy	0-1	0-0	0-0	0-1	1	2	0	1	1	0	0	5
Osborn	3-7	3-7	2-2	1-3	4	3	11	0	1	0	0	26
Coleman	1-3	1-3	0-0	0-0	0	2	3	0	2	0	0	7
Freeman	3-5	1-1	1-2	5-1	6	0	8	0	0	0	0	14
Hall	6-12	4-5	0-0	0-2	2	1	16	6	1	0	1	36
King-Stockton	0-2	0-0	0-0	3-1	4	4	0	2	0	1	0	20
Team					1-1	2						
<b>Totals</b>	<b>31-70</b>	<b>12-29</b>	<b>6-10</b>	<b>19-19</b>	<b>38</b>	<b>19</b>	<b>80</b>	<b>15</b>	<b>12</b>	<b>5</b>	<b>9</b>	<b>225</b>

FC%	1st Hlf	15-32	46.9%	2nd Hlf	12-30	40.0%	OT	4-8	50.0%	Game	44.3%
3-Pt.FC%	1st Hlf	6-16	37.5%	2nd Hlf	5-10	50.0%	OT	1-3	33.3%	Game	41.4%
FT%	1st Hlf	3-4	75.0%	2nd Hlf	3-5	60.0%	OT	0-1	00.0%	Game	60.0%
deadball rebounds:	1										

**OKLAHOMA STATE (12-6, 2-2)**

Player	FGs	3-pt	FT	O-D	R	F	TP	A	TO	B	S	Min
Boggan f	6-15	0-1	4-5	4-1	5	1	16	1	1	0	2	36
Cooper c	0-0	0-0	0-0	0-2	2	0	0	0	1	0	0	6
Eaton g	1-5	0-1	0-0	1-1	2	4	2	4	5	0	3	24
Harris g	3-7	2-4	0-0	0-2	2	4	8	2	3	0	0	36
Curry g	6-16	3-8	1-2	1-1	2	4	16	4	1	0	1	37
Brown	0-3	0-1	5-6	2-4	6	0	5	5	1	0	0	30
Flemings	0-0	0-0	2-2	1-1	2	1	2	0	0	0	0	8
Monds	4-6	0-0	1-1	2-3	5	0	9	0	2	1	0	19
Pettway	0-0	0-0	0-0	0-0	0	0	0	0	0	0	0	1
Johnson	8-12	0-0	4-5	3-7	10	2	20	2	1	0	0	28
Team					4-1	5						
<b>Totals</b>	<b>28-64</b>	<b>5-15</b>	<b>17-21</b>	<b>18-23</b>	<b>41</b>	<b>16</b>	<b>78</b>	<b>18</b>	<b>16</b>	<b>1</b>	<b>6</b>	<b>225</b>

FC%	1st Hlf	13-31	41.9%	2nd Hlf	14-28	50.0%	OT	1-5	20.0%	Game	43.8%
3-Pt.FC%	1st Hlf	2-6	33.3%	2nd Hlf	3-7	42.9%	OT	0-2	00.0%	Game	33.3%
FT%	1st Hlf	2-2	100.0%	2nd Hlf	10-13	76.9%	OT	5-6	83.3%	Game	81.0%
deadball rebounds:	3										

Colorado	39	32	9	80
Oklahoma State	30	41	7	78

Officials: John Higgins, Terry Moore, Terry Davis  
 Technicals: none. Attendance: 13046. Fouled out: none.



# #1 Glean Eddy

6-6 • 215 • Senior • Forward

Nashville, Tenn./National Christian Academy [Md.]

Majoring in ethnic studies

- Averaging 7.9 minutes a game with 3.6 points and 2.3 rebounds

- Best game this season came in a reserve role with a career-best 17 points and nine rebounds against Savannah State (Jan. 3), also netted a best three 3-pointers in 21 minutes

- Other highlights was a team-best seven rebounds at TCU (Dec. 20)
- Season-high 18 minutes off the bench four points, two assists, one steal against the Horned Frogs
- Has participated in every game during his career (106) and ranks first for consecutive games played without fouling out (second overall for most games played, Blair Wilson is first with 119 games) with 1,558 consecutive minutes
- Has 300 career rebounds (376) and ranks 42nd in team history
- One of two players returning (Copeland) with over 300 career rebounds.
- Has recorded 12 games in double-digits
- three games with 10 or more rebounds in a game
- 11 career starts averaging 7.5 points and 6.3 rebounds
- A consistent free throw shooter over his career (.707)

## Game-by-Game Stats

Game	GS	Min	FGs	3FGs	FTs	O-D-Reb	Pf	A	To	BL	ST	Pts
UNC WILMINGTON	-	8	1-1	0-0	1-2	2-0-2	0	0	0	0	0	3
at Colorado State	-	1	0-0	0-0	0-0	0-0-0	0	0	0	0	0	0
vs. Saint Mary's	-	5	1-3	1-2	0-0	1-1-2	0	0	0	0	0	3
at Penn	-	5	0-1	0-1	0-1	1-1-2	1	0	0	0	0	0
CAL POLY	-	7	1-4	0-1	1-2	0-0-0	0	0	0	0	1	3
UTAH	-	8	2-2	1-1	1-1	0-1-1	0	2	0	0	0	6
UC IRVINE	-	6	0-1	0-0	0-0	1-0-1	1	0	1	0	1	0
at TCU	-	18	0-2	0-2	4-4	2-5-7	2	2	3	0	1	4
MERCER	-	12	2-3	1-2	0-0	1-1-2	1	1	1	0	1	5
DARTMOUTH	-	11	0-0	0-0	1-2	1-4-5	1	1	1	1	1	1
SAVANNAH STATE	-	21	7-8	3-4	0-0	2-7-9	0	0	2	0	0	17
at Texas	-	5	0-1	0-1	0-1	0-0-0	2	0	0	1	0	0
KANSAS	-	7	0-0	0-0	0-0	1-0-1	0	1	0	0	0	0
at Missouri	-	1	0-1	0-0	0-1	0-0-0	0	1	0	0	0	0
BAYLOR	-	6	0-1	0-1	0-0	1-3-4	0	1	0	0	0	0
at Oklahoma State	-	5	0-1	0-0	0-0	0-1-1	2	1	1	0	0	0

## Career Statistics

Year	GP	GS	Min	Avg	FG	FGA	Pct	3FG	3FGA	3Pct	FT	FTA	%	O	D	T	Avg	Pf	FO	A	T	BS	ST	TP	Avg
2005-06	16	0	126	7.9	14	29	.483	6	15	.400	8	14	.571	13	24	37	2.4	10	0	10	9	2	5	42	2.6
2004-05	30	9	547	18.2	46	119	.387	4	27	.148	62	83	.747	50	80	130	4.2	49	0	31	42	5	14	158	5.3
2003-04	29	1	455	15.7	44	101	.436	13	38	.342	45	68	.662	40	63	103	3.6	37	0	28	31	6	11	146	5.0
2002-03	32	1	430	13.4	33	92	.359	10	44	.227	37	50	.740	34	62	96	3.0	40	0	13	39	10	13	113	3.5
<b>TOTALS</b>	<b>107</b>	<b>11</b>	<b>1558</b>	<b>14.6</b>	<b>137</b>	<b>341</b>	<b>.402</b>	<b>33</b>	<b>124</b>	<b>.266</b>	<b>152</b>	<b>215</b>	<b>.707</b>	<b>137</b>	<b>229</b>	<b>376</b>	<b>3.5</b>	<b>136</b>	<b>0</b>	<b>82</b>	<b>121</b>	<b>23</b>	<b>43</b>	<b>459</b>	<b>4.3</b>

## Big 12 Statistics

Year	GP	GS	Min	Avg	FG	FGA	Pct	3FG	3FGA	3Pct	FT	FTA	%	O	D	T	Avg	Pf	FO	A	T	BS	ST	TP	Avg
2005-06	5	0	24	4.8	0	4	.000	0	2	.000	0	2	.000	2	4	6	1.1	4	0	4	1	1	0	0	0.0
2004-05	16	6	333	20.8	32	75	.427	4	18	.222	33	47	.702	35	49	84	5.3	32	0	20	27	1	7	101	6.3
2003-04	16	0	215	13.4	20	45	.444	9	23	.348	21	32	.656	15	29	44	2.8	16	0	17	14	3	4	69	4.3
2002-03	16	1	266	16.6	19	57	.333	5	29	.172	22	28	.786	21	39	60	3.8	27	0	7	21	8	10	65	4.1
<b>TOTALS</b>	<b>53</b>	<b>7</b>	<b>838</b>	<b>15.8</b>	<b>71</b>	<b>181</b>	<b>.392</b>	<b>18</b>	<b>72</b>	<b>.250</b>	<b>76</b>	<b>109</b>	<b>.697</b>	<b>73</b>	<b>121</b>	<b>194</b>	<b>3.7</b>	<b>79</b>	<b>0</b>	<b>48</b>	<b>63</b>	<b>13</b>	<b>21</b>	<b>235</b>	<b>4.4</b>

## Big 12 Post-Season Statistics

Year	GP	GS	Min	Avg	FG	FGA	Pct	3FG	3FGA	3Pct	FT	FTA	%	O	D	T	Avg	Pf	FO	A	T	BS	ST	TP	Avg
2004-05	2	0	17	8.5	0	1	.000	0	1	.000	4	4	1.000	3	1	4	2.0	0	0	1	0	0	1	4	2.0
2003-04	1	0	16	16.0	4	7	.571	2	2	1.00	0	0	.000	2	0	2	2.0	2	0	0	1	0	1	10	10.0
2002-03	2	0	30	15.0	2	4	.500	2	2	1.00	3	4	.750	0	3	3	1.5	2	0	0	1	0	0	9	4.5
<b>TOTALS</b>	<b>5</b>	<b>0</b>	<b>63</b>	<b>12.6</b>	<b>6</b>	<b>12</b>	<b>.500</b>	<b>4</b>	<b>5</b>	<b>.800</b>	<b>7</b>	<b>8</b>	<b>.875</b>	<b>5</b>	<b>4</b>	<b>9</b>	<b>1.8</b>	<b>4</b>	<b>0</b>	<b>1</b>	<b>2</b>	<b>0</b>	<b>2</b>	<b>23</b>	<b>4.6</b>

## Points

Season	17	Savannah State	01/03/06
Career	17	Savannah State	01/03/06
Big 12	13	at Missouri	2/22/05

## Field Goals

Season	7	Savannah State	01/03/06
Career	7	Savannah State	01/03/06
Big 12	5	three times	

## Field Goal Attempts

Season	8	Savannah State	01/03/06
Career	12	at Missouri	2/22/05
Big 12	12	at Missouri	2/22/05

## Three-Point Field Goals

Season	3	Savannah State	01/03/06
Career	3	Savannah State	01/03/06
Big 12	2	twice	

## Three-Point Attempts

Season	4	Savannah State	01/03/06
Career	4	four times	
Big 12	4	twice	

## Free Throws

Season	4	at TCU	12/20/05
Career	10	at Colorado State	12/10/03
Big 12	6	twice	

## Free Throw Attempts

Season	4	at TCU	12/20/05
Career	11	at Colorado State	12/10/03
Big 12	10	Oklahoma	2/25/04

## Offensive Rebounds

Season	2	three times
Career	6	twice
Big 12	6	twice

## Defensive Rebounds

Season	7	Savannah State	01/03/06
Career	7	Savannah State	01/03/06
Big 12	6	four times	

## Rebounds

Season	9	Savannah State	01/03/06
Career	12	Kansas	1/15/05
Big 12	12	Kansas	1/15/05

## Assists

Season	2	twice	12/7/05
Career	5	Oklahoma	2/25/04
Big 12	5	Oklahoma	2/25/04

## Blocked Shots


Season	1	twice	
Career	4	at Missouri	2/1/03
Big 12	4	at Missouri	2/1/03

## Steals

Season	1	five times	
Career	3	at Colorado State	12/10/03
Big 12	2	three times	

## Minutes Played

Season	21	Savannah State	1/03/06
Career	33	at Missouri	2/22/05
Big 12	33	at Missouri	2/22/05



## #2 Billy Boidock

6-0 • 160 • Senior • Guard  
Dallas, Texas/Bishop Lynch HS

**2005-06 NOTES:** Played in five games this season (Savannah State, Mercer, at TCU, Utah, Baylor) ... Is a crowd favorite ... Fired up and made a 3-pointer in closing seconds against the Utes (Dec. 7) ... Scores two points with two rebounds against Mercer (Dec. 22) ... One assist against Savannah State (Jan. 3) in three minutes ... One of 10 seniors on

this year's team ... Has lettered three seasons as a walk-on ... Played in 11 games over his four seasons ... Is a mechanical engineering major with an influence in alternative energy and energy management ... Took 19 credit hours during the fall semester.

**Coach Patton says,** "One of my all-time favorite guys; just a joy to be around every day."

**2004-05:** Played in two games, South Dakota State (Feb. 14) and at Missouri (Feb. 22) ... Scored a career-best four points against South Dakota State on two-for-two shooting from the field ... Also collected two steals.

**2003-04:** Played in two home wins over Savannah State (Jan. 8) and Northern Colorado (Jan. 10) ... Saw a total of seven minutes over two games.

Season/Career Highs			
<b>Points</b>			
Career	4	South Dakota State	2/14/05
<b>Rebounds</b>			
Career	1	North Texas	12/23/02
<b>Defensive Rebounds</b>			
Career	1	twice	
<b>Field Goals</b>			
Career	2	South Dakota State	2/14/05
<b>Field Goal Attempts</b>			
Career	2	South Dakota State	2/14/05
<b>Three-Point Attempts</b>			
Career	1	twice	
Big 12	1	twice	
<b>Assists</b>			
Career	1	Savannah State	1/3/06
<b>Steals</b>			
Career	2	twice	
<b>Turnovers</b>			
Career	1	Savannah State	1/8/04
<b>Minutes Played</b>			
Career	5	South Dakota State	2/14/05
Big 12	1	twice	2/8/03



## #3 Kyle Carder

6-4 • 180 • Freshman • Forward  
Joplin, Mo./Joplin HS

**2005-06:** Has played in four games this season (Savannah State, Mercer, Dartmouth, Cal Poly) ... Scored a career-high 13 points with three 3-pointers (5-of-6 FGs) in 16 minutes against Mercer (Dec. 22) ... Recorded his first collegiate points with 3-pointer against Cal Poly (Dec. 3) ... Also grabbed a rebound in four minutes played against the Mustangs ... Played six minutes against Savannah State (Jan. 3) with a made 3-pointer and one assist.

**Coach Patton says,** "Kyle played on a great high school team and is a great addition to our Class of 2005."

**ACADEMICS:** Is an open option major in Colorado's College of Arts and Sciences ... Interested in business.

**HIGH SCHOOL :** Lettered twice in basketball and once in baseball ... Member of 2003 baseball team that finished second in the state.

**PERSONAL:** Born Odes Kyle Carder on June 9, 1986 in Joplin, Missouri ... Son of Michael and Cyndy Carder ... Older sister, Brett is a junior at the University of Missouri ... Enjoys playing golf in his spare time.



## #35 Chase Perkowski

6-2 • 185 • Freshman • Guard  
San Juan Capistrano, Calif.  
Santa Margarita Catholic HS

**2005-06:** Played three minutes against Mercer (Dec. 22) with four points, one rebound ... Played another three minutes against Savannah State (Jan. 3) and one minute against Baylor.

**Coach Patton says,** "Chase played on a terrific high school team; he's a non-scholarship player that has the potential to earn a scholarship in the future."

**ACADEMICS:** Intended college major is business.

**HIGH SCHOOL:** Lettered four years ... Member of a pair of California Interscholastic Federation (CIF) titles ... Junior year also won league title ... Senior season was the starting point guard averaging nine points, seven rebounds, five assists that went 27-5 ... Earned first-team Sera League honors; second team All-C.I.F. ... Junior season averaged seven points a game on a team that went 29-4 ... Also earned scholar athlete award accolades during his senior season.

**PERSONAL:** Born Chase Andrew Perkowski on October 15, 1986 ... Son of Erik and Karen Perkowski ... Is the youngest of four children, has two older brothers, Luke (masters degree at CU) and Alex; sister, Brittney, plays soccer at the United States Air Force Academy; mother played tennis at U.S.C. ... Lists beating high school rival, Mater Dei, ranked No. 23 nationally by scoring 13 points, 10 rebounds, five assists ... Future aspirations include going to law school ... Enjoys surfing and water skiing ... Did not play basketball his sophomore high school year due to knee surgery (out 11 months).



### #4 Andy Osborn

6-9 • 225 • Senior • Forward  
 Longmont, Colo./Longmont HS

Majoring in sociology with a minor in business

- Starter 13 of 16 games
- Third in scoring (9.6) and fifth in rebounding (4.0)
- Second in blocked shots (17), second in 3-pointers made (33), third in points scored (154)

- Has led CU on the boards three times and once in scoring
- Eight times with 10 or more points
- Has made a 3-pointer in 13-straight games
- Collected his second career double-double at CU with 17 points and 10 rebounds against Cal Poly (Dec. 3)
- Recorded a season-best five 3-pointers against Savannah State (Jan. 3) in only 12 minutes ... Season-best six field goals in home win over Cal Poly.

**2004-05:** Named to the Big 12 All-Newcomer team, a CU first since the 2001-02 season

- Finished the Big 12 (all games) in 3-point field goals made (1.73) and eighth in conference-only treys made (2.00)
- Averaged 8.2 points and 4.4 rebounds in 26 games played with 14 starts
- Started the last 12 games of the season averaging 11.1 points and 5.2 rebounds
- Made 29 3-pointers during that span; 45 treys ranked third overall on the team
- Five treys against the Cowboys (Jan. 30) was a team-high and helped CU establish 17 for the game, a school record ... First career double-double at CU was 14 points and 10 rebounds in home win over Texas (Feb. 8)

Points			
Season	17	Cal Poly	12/3/05
Career	*23	at Cal State Northridge	12/19/02
Big 12	19	Oklahoma State	1/30/05
Field Goals			
Season	6	Cal Poly	12/3/05
Career	*9	at Cal State Northridge	12/19/02
Big 12	7	Oklahoma State	1/30/05
Field Goal Attempts			
Season	11	Cal Poly	12/3/05
Career	*15	UC Irvine	11/28/01
Big 12	14	Iowa State	3/5/05
Three-Point Field Goals			
Season	5	Savannah State	1/03/06
Career	*5	four times	
Big 12	5	twice	
Three-Point Attempts			
Season	9	twice	
Career	10	Iowa State	3/5/05
Big 12	10	Iowa State	3/5/05
Free Throws			
Season	3	UC Irvine	12/17/05
Career	*7	twice, recent, at Portland	1/11/03
Big 12	4	Texas	3/10/05
Free Throw Attempts			
Season	4	UC Irvine	12/17/05
Career	*12	at Portland	1/11/03
Big 12	4	Texas	2/8/05, 3/10/05
Offensive Rebounds			
Season	5	Cal Poly	12/3/05
Career	6	Texas	2/8/05
Big 12	6	Texas	2/8/05
Defensive Rebounds			
Season	5	twice	
Career	8	at Iowa State	1/22/05
Big 12	8	at Iowa State	1/22/05
Rebounds			
Season	10	Cal Poly	12/3/05
Career	*12	Mississippi State	11/14/01
Big 12	10	Texas	2/8/05
Assists			
Season	3	twice	
Career	*4	5x, recent, Iowa State	3/5/05
Big 12	4	twice	
Blocked Shots			
Season	3	three times	
Career	*3	six times	
Big 12	2	three times	
Steals			
Season	3	UNC Wilmington	11/18/05
Career	3	UNC Wilmington	11/18/05
Big 12	1	four times	
Minutes Played			
Season	34	UNC Wilmington	11/18/05
Career	*37	at Portland	1/11/03
Big 12	34	Iowa State	3/5/05

\* played his freshman and sophomore years at Loyola Marymount

#### Game-by-Game Stats

Game	GS	Min	FGs	3FGs	FTs	O-D-Reb	Pf	A	To	BL	ST	Pts
UNC WILMINGTON	*	34	4-10	0-4	2-2	3-5-8	3	1	0	3	3	10
at Colorado State	*	25	4-7	3-6	0-0	0-0-0	4	1	2	0	0	11
vs. Saint Mary's	*	23	1-7	0-4	1-3	1-2-3	1	1	1	0	1	3
at Penn	*	21	3-7	2-4	0-0	0-4-4	3	0	3	0	0	8
CAL POLY	*	32	6-11	4-9	1-2	5-5-10	0	1	1	2	0	17
UTAH	*	24	3-7	1-5	0-0	2-2-4	3	1	2	1	1	7
UC IRVINE	*	29	3-9	1-5	3-4	3-4-7	0	2	0	0	0	10
at TCU	*	16	2-4	2-4	0-0	1-1-2	2	3	0	3	0	6
MERCER	*	10	3-3	2-2	0-0	0-3-3	2	0	0	3	1	8
DARTMOUTH	*	25	5-10	1-5	1-1	1-3-4	2	3	2	1	1	12
SAVANNAH STATE	*	12	5-9	5-9	0-0	1-2-3	0	2	0	1	0	15
at Texas	*	28	2-9	1-6	2-2	2-2-4	4	1	0	1	1	7
KANSAS	*	24	3-7	2-5	1-2	0-4-4	2	1	2	2	0	9
at Missouri	-	21	3-6	2-5	0-0	1-1-2	2	1	1	0	0	8
BAYLOR	-	18	4-8	4-7	0-0	1-1-2	2	0	0	0	1	12
at Oklahoma State	-	26	3-7	3-7	2-2	1-3-4	3	0	1	0	0	11

#### Career Statistics

Year	GP	GS	Min	Avg	FG	FGA	Pct	3FG	3FGA	3Pct	FT	FTA	%	O	D	T	Avg	Pf	FO	A	T	BS	ST	TP	Avg
2005-06	16	13	368	23.0	54	121	.446	33	87	.379	13	18	.722	22	42	64	4.0	33	0	18	15	17	8	154	9.6
2004-05	26	14	530	20.4	76	176	.432	45	110	.409	16	23	.696	34	87	121	4.7	67	3	34	30	15	7	213	8.2
<b>TOTALS</b>	<b>42</b>	<b>27</b>	<b>898</b>	<b>21.4</b>	<b>130</b>	<b>297</b>	<b>.438</b>	<b>78</b>	<b>197</b>	<b>.396</b>	<b>29</b>	<b>41</b>	<b>.707</b>	<b>56</b>	<b>129</b>	<b>185</b>	<b>4.4</b>	<b>100</b>	<b>3</b>	<b>52</b>	<b>45</b>	<b>32</b>	<b>15</b>	<b>367</b>	<b>8.8</b>

#### Big 12 Conference Statistics

Year	GP	GS	Min	Avg	FG	FGA	Pct	3FG	3FGA	3Pct	FT	FTA	%	O	D	T	Avg	Pf	FO	A	T	BS	ST	TP	Avg
2005-06	5	2	117	23.4	15	37	.405	12	30	.400	5	6	.833	5	11	116	3.2	13	0	3	4	3	1	47	9.4
2004-05	15	9	355	23.7	51	117	.436	30	71	.423	10	14	.714	25	48	73	4.9	46	3	17	18	9	3	142	9.5
<b>TOTALS</b>	<b>20</b>	<b>11</b>	<b>472</b>	<b>23.6</b>	<b>66</b>	<b>154</b>	<b>.429</b>	<b>42</b>	<b>101</b>	<b>.416</b>	<b>15</b>	<b>20</b>	<b>.750</b>	<b>30</b>	<b>59</b>	<b>89</b>	<b>5.5</b>	<b>59</b>	<b>3</b>	<b>20</b>	<b>22</b>	<b>12</b>	<b>4</b>	<b>189</b>	<b>9.5</b>

#### Big 12 Post-Season Statistics

Year	GP	GS	Min	Avg	FG	FGA	Pct	3FG	3FGA	3Pct	FT	FTA	%	O	D	T	Avg	Pf	FO	A	T	BS	ST	TP	Avg
2004-05	2	2	52	26.0	7	16	.438	4	11	.364	5	6	.833	3	10	13	6.5	5	0	1	2	0	0	23	11.5



**#5 Jayson Obazuaye**  
**6-2 • 205 • Senior • Guard**  
**San Jose, Calif./Andrew Hill HS**  
 Double majoring in ethnic studies and sociology

- Starter 14 of 16 games
- Sixth in team scoring averaging 7.8 points and fourth in rebounding 4.3
- Fourth in team rebounding (69)
- Has played 102 career games with a team-best 61 starts over four years

- Has started 61 of the last 66 games ... Ranks 31st in minutes played (1,845) ...
- Netted career-high 19 points against Mercer (Dec.22)
- Three times has scored 13 points against at TCU (Dec. 20), UC Irvine (Dec. 17) and Cal Poly (Dec. 3).

**2004-05:** Played in all 30 games with 29 starts ... Averaged 8.9 points, 3.0 rebounds, 1.8 assists

- Ranked third in assists (53)
- Career-best 18 points with seven field goals made against Oklahoma State (March 11) in Big 12 Tournament
- Regular season high 16 points at Missouri (Feb. 22) and 15 points against Kansas State (Feb. 26) that included a career-high seven field goals made ...
- Season-best five assists against Oklahoma State ... Averaged 8.1 points and 3.0 rebounds in 16 Big 12 games

**Game-by-Game Stats**

Game	GS	Min	FGs	3FGs	FTs	O-D-Reb	Pf	A	To	BL	ST	Pts
UNC WILMINGTON	*	31	5-10	0-2	2-6	2-5-7	2	3	5	1	2	12
at Colorado State	*	24	3-9	0-1	1-2	2-3-5	5	3	2	0	2	7
vs. Saint Mary's	*	14	1-5	0-0	1-2	1-3-4	2	0	3	0	0	3
at Penn	*	31	2-9	0-1	0-0	2-7-9	2	2	2	0	0	4
CAL POLY	*	25	6-8	0-0	1-3	3-1-4	0	1	0	1	1	13
UTAH	*	14	1-6	0-0	0-2	2-1-3	0	0	0	0	0	2
UC IRVINE	*	23	6-9	1-2	0-0	1-3-4	5	4	1	0	2	13
at TCU	*	23	6-8	0-0	1-2	2-5-7	2	2	2	0	0	13
MERCER	*	18	9-11	0-1	1-4	0-4-4	0	3	0	1	0	19
DARTMOUTH	*	20	3-5	0-0	3-4	1-2-3	2	2	3	1	2	9
SAVANNAH STATE	*	15	7-10	0-0	1-1	3-1-4	0	2	1	0	0	15
at Texas	*	18	1-5	1-2	1-2	2-2-4	2	2	1	0	0	4
KANSAS	*	21	1-4	0-0	1-2	1-1-2	3	0	1	0	2	3
at Missouri	-	11	1-2	0-0	1-2	1-0-1	0	1	1	0	0	3
BAYLOR	-	7	2-3	0-0	1-3	2-2-4	0	0	0	0	0	5
at Oklahoma State	*	12	0-2	0-0	0-0	2-2-4	0	1	2	0	1	0

**Career Statistics**

Year	GP	GS	Min	Avg.	FG	FGA	Pct	3FG	3FGA	3Pct	FT	FTA	%	O	D	T	Avg.	Pf	FO	A	T	BS	ST	TP	Avg.
2005-06	16	14	307	19.2	54	106	.509	2	9	.222	15	35	.429	27	42	69	4.3	25	2	26	24	4	12	125	7.8
2004-05	30	29	741	24.7	103	252	.409	12	35	.343	49	110	.445	35	55	90	3.0	48	2	55	45	6	11	267	8.9
2003-04	29	17	511	17.6	64	151	.424	5	19	.263	26	53	.491	23	37	60	2.1	43	0	43	41	0	10	159	5.5
2002-03	27	1	286	10.6	32	77	.416	1	12	.083	14	32	.438	8	19	27	1.0	27	0	14	34	6	8	79	2.9
<b>TOTALS</b>	<b>102</b>	<b>61</b>	<b>1845</b>	<b>18.1</b>	<b>253</b>	<b>586</b>	<b>.431</b>	<b>20</b>	<b>75</b>	<b>.267</b>	<b>104</b>	<b>230</b>	<b>.452</b>	<b>93</b>	<b>153</b>	<b>246</b>	<b>2.4</b>	<b>143</b>	<b>4</b>	<b>138</b>	<b>144</b>	<b>16</b>	<b>41</b>	<b>630</b>	<b>6.2</b>

**Big 12 Conference Statistics**

Year	GP	GS	Min	Avg.	FG	FGA	Pct	3FG	3FGA	3Pct	FT	FTA	%	O	D	T	Avg.	Pf	FO	A	T	BS	ST	TP	Avg.
2005-06	5	3	69	13.8	5	16	.313	1	2	.500	4	9	.444	8	7	15	3.0	5	0	4	3	0	3	15	3.0
2004-05	16	16	387	24.2	53	129	.411	4	13	.308	19	47	.404	21	27	48	3.0	28	1	25	25	1	7	129	8.1
2003-04	16	14	306	19.1	36	93	.387	0	5	.000	12	26	.462	12	24	36	2.3	30	0	31	28	0	4	84	5.3
2002-03	14	1	152	10.9	16	40	.400	0	3	.000	6	18	.333	6	13	19	1.4	14	0	9	21	2	5	38	2.7
<b>TOTALS</b>	<b>51</b>	<b>34</b>	<b>914</b>	<b>17.9</b>	<b>110</b>	<b>278</b>	<b>.396</b>	<b>5</b>	<b>23</b>	<b>.217</b>	<b>41</b>	<b>100</b>	<b>.410</b>	<b>47</b>	<b>71</b>	<b>118</b>	<b>2.3</b>	<b>77</b>	<b>1</b>	<b>69</b>	<b>77</b>	<b>3</b>	<b>19</b>	<b>266</b>	<b>5.2</b>

**Big 12 Post-Season Statistics**

Year	GP	GS	Min	Avg.	FG	FGA	Pct	3FG	3FGA	3Pct	FT	FTA	%	O	D	T	Avg.	Pf	FO	A	T	BS	ST	TP	Avg.		
2004-05	2	2	44	22.0	8	17	.471	0	1	.000	4	9	.444	1	3	4	2.0	5	0	5	2	0	1	20	10.0		
2003-04	1	0	17	17.0	3	6	.500	0	0	.000	0	0	.000	0	0	0	0.0	1	0	1	1	0	0	6	6.0		
2002-03	did not play - illness																										
<b>TOTALS</b>	<b>3</b>	<b>2</b>	<b>61</b>	<b>20.3</b>	<b>11</b>	<b>23</b>	<b>.478</b>	<b>0</b>	<b>1</b>	<b>.000</b>	<b>4</b>	<b>9</b>	<b>.444</b>	<b>1</b>	<b>3</b>	<b>4</b>	<b>1.3</b>	<b>6</b>	<b>0</b>	<b>6</b>	<b>3</b>	<b>0</b>	<b>1</b>	<b>26</b>	<b>8.6</b>		

**Points**

Season	19	Mercer	12/22/05
Career	19	Mercer	12/22/05
Big 12	18	Oklahoma State	3/11/05

**Field Goals**

Season	9	Mercer	12/22/05
Career	9	Mercer	12/22/05
Big 12	7	twice	

**Field Goal Attempts**

Season	11	Mercer	12/22/05
Career	14	at Iowa State	1/22/05
Big 12	14	at Iowa State	1/22/05

**Three-Point Field Goals**

Season	1	two times	
Career	3	at Oregon State	12/4/04
Big 12	2	at Missouri	2/22/05

**Three-Point Attempts**

Season	2	three times	
Career	4	twice	
Big 12	2	four times	

**Free Throws**

Season	3	Dartmouth	12/31/05
Career	6	twice	
Big 12	4	twice	

**Free Throw Attempts**

Season	6	UNC Wilmington	11/18/05
Career	11	Northwestern	11/28/04
Big 12	10	at Missouri	2/22/05

**Offensive Rebounds**

Season	3	twice	
Career	4	at Iowa State	1/22/05
Big 12	4	at Iowa State	1/22/05

**Defensive Rebounds**

Season	5	twice	
Career	5	College of Charleston	11/15/04
Big 12	4	three times	

**Rebounds**

Season	9	at Penn	11/29/05
Career	7	UNC Wilmington	11/18/05
Big 12	6	twice	

**Assists**

Season	4	UC Irvine	12/17/05
Career	5	twice	
Big 12	5	twice	

**Blocked Shots**

Season	1	three times	
Career	2	three times	
Big 12	1	three times	

**Steals**

Season	2	five times	
Career	2	eight times	
Big 12	2	three times	

**Minutes Played**

Season	31	twice	
Career	39	at Iowa State	1/22/05
Big 12	39	at Iowa State	1/22/05



### #10 Scott Senger

6-7 • 230 • Senior • Forward

Louisville, Colo./Monarch HS

Majoring in business ... 2003-04 All-Big 12

academic first ... Dean's List 2001

- Seen action in 11 of 15 games
- Has 24 points (2.0 ppg.) and 25 rebounds (2.1 rpg.)
- Grabbed a career-best five rebounds (four offensive) against Mercer (Dec. 22) and Saint Mary's

(Nov. 26)

- Season-best eight points with career-high 15 minutes played against Mercer (Dec. 22)
- Also added career-high in assists (3) and steals (3) against the Bears ...
- Hauled down another five rebounds versus UC Irvine (Dec. 17) and scored four points against UC Irvine
- Made his first career free throws (two) against the Anteaters
- Returns for his fourth year
- Three-year letterwinner
- One of six seniors returning who has played in the CU system the last three years
- Provides depth, strength and game experience in a reserve role
- Sister, Lindsay, a CU junior, plays on the women's golf team.

#### Game-by-Game Stats

Game	GS	Min	FGs	3FGs	FTs	O-D-Reb	Pf	A	To	BL	ST	Pts
UNC WILMINGTON	-	2	0-0	0-0	0-0	0-0-0	0	0	0	0	1	0
at Colorado State	did not play											
vs. Saint Mary's	-	10	2-3	0-0	0-0	4-1-5	0	0	0	0	0	4
at Penn	-	8	0-0	0-0	0-0	0-2-2	1	0	0	0	1	0
CAL POLY	-	3	0-1	0-0	0-0	0-0-0	0	0	1	0	0	0
UTAH	-	2	0-0	0-0	0-0	1-0-1	0	0	1	0	0	0
UC IRVINE	-	6	1-4	0-0	2-2	3-2-5	0	1	1	0	0	4
at TCU	-	6	0-0	0-0	2-2	0-1-1	1	1	1	0	0	2
MERCER	-	15	3-4	0-0	2-2	4-1-5	1	3	1	3	3	8
DARTMOUTH	-	8	1-2	0-0	1-2	2-1-3	0	1	0	1	0	3
SAVANNAH STATE	-	11	1-4	0-0	1-4	1-1-2	1	1	1	1	0	3
at Texas	-	1	0-0	0-0	0-0	0-1-1	0	0	0	0	0	0
KANSAS	did not play											
at Missouri	did not play											
BAYLOR	-	1	0-0	0-0	0-0	0-0-0	0	0	1	0	0	0
at Oklahoma State	did not play											

#### Career Statistics

Year	GP	GS	Min	Avg.	FG	FGA	Pct	3FG	3FGA	3Pct	FT	FTA	%	O	D	T	Avg.	PF	FO	A	T	BS	ST	TP	Avg.
2005-06	12	0	73	6.1	8	18	.444	0	0	.000	8	12	.667	15	10	25	2.3	4	0	7	7	5	5	24	2.0
2004-05	14	0	47	3.4	3	6	.500	0	0	.000	0	0	.000	3	5	8	0.6	5	0	1	0	0	3	6	0.4
2003-04	17	0	103	6.1	15	27	.556	0	2	.000	0	3	.000	10	10	20	1.2	13	0	2	2	0	4	30	1.8
2002-03	4	0	5	1.3	2	4	.500	0	1	.000	0	0	.000	0	1	1	0.3	1	0	0	0	0	0	4	1.0
<b>TOTALS</b>	<b>47</b>	<b>0</b>	<b>228</b>	<b>4.9</b>	<b>28</b>	<b>55</b>	<b>.509</b>	<b>0</b>	<b>3</b>	<b>.000</b>	<b>8</b>	<b>15</b>	<b>.533</b>	<b>28</b>	<b>26</b>	<b>54</b>	<b>1.2</b>	<b>23</b>	<b>0</b>	<b>10</b>	<b>9</b>	<b>5</b>	<b>12</b>	<b>64</b>	<b>1.4</b>

#### Big 12 Conference Statistics

Year	GP	GS	Min	Avg.	FG	FGA	Pct	3FG	3FGA	3Pct	FT	FTA	%	O	D	T	Avg.	PF	FO	A	T	BS	ST	TP	Avg.
2005-06	2	0	2	1.0	0	0	.000	0	0	.000	0	0	.000	0	1	1	1.0	0	0	0	1	0	0	0	0.0
2004-05	7	0	26	3.7	1	2	.500	0	0	.000	0	0	.000	1	3	4	0.6	1	0	0	0	0	2	2	0.3
2003-04	9	0	43	4.8	5	11	.455	0	1	.000	0	1	.000	1	5	6	0.7	4	0	1	0	0	3	10	1.1
2002-03	2	0	3	1.5	1	1	1.000	0	0	.000	0	0	.000	0	0	0	0.0	0	0	0	0	0	0	2	1.0
<b>TOTALS</b>	<b>20</b>	<b>0</b>	<b>74</b>	<b>3.7</b>	<b>7</b>	<b>14</b>	<b>.500</b>	<b>0</b>	<b>1</b>	<b>.000</b>	<b>0</b>	<b>1</b>	<b>.000</b>	<b>2</b>	<b>9</b>	<b>11</b>	<b>0.6</b>	<b>5</b>	<b>0</b>	<b>1</b>	<b>1</b>	<b>0</b>	<b>5</b>	<b>14</b>	<b>0.7</b>

#### Big 12 Post-Season Statistics

Year	GP	GS	Min	Avg.	FG	FGA	Pct	3FG	3FGA	3Pct	FT	FTA	%	O	D	T	Avg.	PF	FO	A	T	BS	ST	TP	Avg.
2004-05	1	0	1	1.0	0	0	.000	0	0	.000	0	0	.000	0	0	0	0.0	1	0	0	0	0	0	0	0

#### Senger's Season/Career Highs

Points	Season	8	Mercer	12/22/05
Career	12	Northern Colorado	1/10/04	
Big 12	6	at Missouri	2/10/04	
Field Goals	Season	3	Mercer	12/22/05
Career	6	Northern Colorado	1/10/04	
Big 12	3	at Missouri	2/10/04	
Field Goal Attempts	Season	4	three times	
Career	8	Northern Colorado	1/10/04	
Big 12	6	at Missouri	2/10/04	
Three-Point Attempts	Season	-		
Career	1	twice		
Big 12	1	at Missouri	2/10/04	
Free Throws	Season	2	three times	
Career	2	UC Irvine	12/17/05	
Big 12	-			
Free Throw Attempts	Season	4	Savannah State	1/3/06
Career	2	four times		
Big 12	1	at Kansas	1/25/04	
Offensive Rebounds	Season	4	twice	
Career	4	three times		
Big 12	3	at Missouri	2/10/04	
Defensive Rebounds	Season	2	twice	
Career	2	six times		
Big 12	2	three times		
Rebounds	Season	5	three times	
Career	5	four times		
Big 12	3	at Missouri	2/22/05	
Assists	Season	3	Mercer	12/22/05
Career	3	Mercer	12/22/05	
Big 12	1	at Kansas	1/25/04	
Blocks	Season	3	Mercer	12/22/05
Career	3	Mercer	12/22/05	
Big 12	-			
Steals	Season	3	Mercer	12/22/05
Career	3	Mercer	12/22/05	
Big 12	1	three times		
Minutes Played	Season	15	Mercer	12/22/05
Career	15	Mercer	12/22/05	
Big 12	14	at Missouri	2/22/05	

**#11 Dominique Coleman****6-3 • 170****Junior-Transfer • Guard****Oakland, Calif.****Key West HS/Hillsborough JC (Fla.)**

Intended college major is psychology ... Also interested in communication.

- Started the first two games of the season, has come off the bench in the last 14 games

- Averaging 16.9 minutes a game with 5.4 points,

2.8 rebounds and 2.3 assists per game

- Third on the team in assists (37)

- Scored a key 11 points off the bench with two 3-pointers in road win at Missouri (Jan. 14)

- Was also 4-of-6 from the field with three offensive rebounds and a season-best six assists against the Tigers

**Coleman's Season/Career Highs****Points**

Season	14	UNC Wilmington	11/18/05
Big 12	11	at Missouri	1/14/06

**Field Goals**

Season	5	twice	
Big 12	4	at Missouri	1/14/06

**Field Goal Attempts**

Season	10	twice	
Big 12	6	twice	

**Free Throws**

Season	3	UC Irvine	12/17/05
Big 12	2	at Missouri	1/14/06

**Free Throw Attempts**

Season	4	UC Irvine	12/17/05
Big 12	3	at Missouri	1/14/06

**Offensive Rebounds**

Season	3	twice	
Big 12	3	at Missouri	1/14/06

**Defensive Rebounds**

Season	5	twice	
Big 12	4	Baylor	1/18/06

**Rebounds**

Season	7	UNC Wilmington	11/18/05
Big 12	5	Baylor	1/18/06

**Three-Point Field Goals**

Season	2	at Missouri	1/14/06
Big 12	2	at Missouri	1/14/06

**Three-Point Attempts**

Season	3	twice	
Big 12	3	at Missouri	1/14/06

**Assists**

Season	7	Baylor	1/18/06
Big 12	7	Baylor	1/18/06

**Blocked Shots**

Season	1	twice	
Big 12	1	Baylor	1/18/06

**Steals**

Season	4	Savannah State	01/03/06
Big 12	1	twice	

**Minutes Played**

Season	28	UNC Wilmington	11/18/05
Big 12	25	Baylor	1/18/06

**Game-by-Game Stats**


Game	GS	Min	FGs	3FGs	FTs	O-D-Reb	Pf	A	To	BL	ST	Pts
UNC WILMINGTON	*	28	3-10	0-2	2-2	2-5-7	3	4	4	0	3	7
at Colorado State	*	14	2-4	1-1	0-0	2-0-2	2	3	4	0	0	5
vs. Saint Mary's	-	25	5-10	0-1	0-1	0-4-4	3	2	3	0	2	10
at Penn	-	17	3-4	0-0	0-1	0-4-4	0	1	1	0	1	6
CAL POLY	-	20	2-7	0-3	1-1	1-2-3	1	4	2	0	3	5
UTAH	-	13	1-3	0-2	0-1	0-1-1	3	2	0	0	1	2
UC IRVINE	-	21	5-6	0-1	3-4	1-5-6	0	3	2	0	2	13
at TCU	-	15	1-5	0-2	0-0	3-2-5	3	0	2	0	2	2
MERCER	-	12	2-4	1-2	1-2	0-1-1	0	5	1	0	3	6
DARTMOUTH	-	15	0-1	0-1	0-0	0-3-3	1	1	2	1	1	0
SAVANNAH STATE	-	14	4-4	1-1	1-3	0-0-0	3	1	1	0	4	10
at Texas	-	15	1-5	0-1	0-0	1-0-1	1	0	1	0	0	2
KANSAS	-	5	0-0	0-0	0-0	1-1-2	2	0	0	0	0	0
at Missouri	-	24	4-6	2-3	1-1	3-0-3	0	6	2	0	1	11
BAYLOR	-	25	2-6	0-1	1-2	1-4-5	1	7	0	1	1	5
at Oklahoma State	-	7	1-3	1-3	0-0	0-0-0	<b>2</b>	<b>3</b>	<b>0</b>	<b>2</b>	<b>0</b>	<b>3</b>

**2005-06 Statistics**

Year	GP	GS	Min	Avg	FG	FGA	Pct	3FG	3FGA	3Pct	FT	FTA	Pct	O	D	T	Avg	PF	FO	A	T	BS	ST	TP	Avg
2005-06	16	2	270	16.9	36	78	.462	6	24	.250	9	18	.500	15	30	45	2.8	23	0	37	25	2	23	87	5.4

**Big 12 Conference Statistics**

Year	GP	GS	Min	Avg	FG	FGA	Pct	3FG	3FGA	3Pct	FT	FTA	Pct	O	D	T	Avg	PF	FO	A	T	BS	ST	TP	Avg
2005-06	5	0	76	15.2	8	20	.400	3	8	.375	2	3	.667	6	5	11	2.2	6	0	13	5	1	2	21	4.2



**#12 Martane Freeman**

**6-7 • 200 • Senior • Forward**

**Kansas City, Mo./Northeast HS/Penn Valley JC [KC]**

Majoring in sociology

- Made his first collegiate start at Missouri (Jan. 14) scoring four points, four rebounds
- Second consecutive start against Baylor
- Averaging 8.1 points and 3.1 rebounds
- Averaging 16.3 minutes
- Fifth in team scoring (129 points)

- 30-of-42 from the charity stripe (.714)
- Scored a team-high and career-best 20 points at Texas (Jan. 7) with a personal-high eight field goals and six offensive rebounds
- Grabbed a career Big 12 best eight rebounds against the Longhorns
- Came off the bench to net a team-high 17 points with career-best nine rebounds against Dartmouth (Dec. 31)
- Equaled career-best with 17 points and also made career-best two 3-pointers against UC Irvine (Dec. 17)

**Freeman's Season/Career Highs**

<b>Points</b>			
Season	20	at Texas	1/7/06
Career	20	at Texas	1/7/06
Big 12	20	at Texas	1/7/06
<b>Field Goals</b>			
Season	8	at Texas	1/7/06
Career	8	at Texas	1/7/06
Big 12	8	at Texas	1/7/06
<b>Field Goal Attempts</b>			
Season	14	at Texas	1/7/06
Career	14	at Texas	1/7/06
Big 12	14	at Texas	1/7/06
<b>Three-Point Field Goals</b>			
Season	2	twice	
Career	1	four times	
Big 12	1	three times	
<b>Three-Point Attempts</b>			
Season	4	UC Irvine	12/17/05
Career	3	three times	
Big 12	3	at Texas	1/7/06
<b>Free Throws</b>			
Season	5	twice	
Career	5	twice	
Big 12	4	at Texas	1/7/06
<b>Free Throw Attempts</b>			
Season	6	three times	
Career	6	four times	
Big 12	6	at Kansas	2/12/05
<b>Offensive Rebounds</b>			
Season	6	at Texas	1/7/06
Career	6	at Texas	1/7/06
Big 12	6	at Texas	1/7/06
<b>Defensive Rebounds</b>			
Season	5	Dartmouth	12/31/05
Career	5	Dartmouth	12/31/05
Big 12	3	at Texas Tech	2/2/05
<b>Rebounds</b>			
Season	9	Dartmouth	12/31/05
Career	9	Dartmouth	12/31/05
Big 12	8	at Texas	1/7/06
<b>Assists</b>			
Season	4	Savannah State	01/03/06
Career	4	Savannah State	01/03/06
Big 12	2	five times	
<b>Blocked Shots</b>			
Season	2	twice	
Career	2	twice	
Big 12	1	Nebraska	1/12/05
<b>Steals</b>			
Season	3	three times	
Career	3	three times	
Big 12	2	four times	
<b>Minutes Played</b>			
Season	27	at Texas	1/7/06
Career	27	at Texas	1/7/06
Big 12	27	at Texas	1/7/06

**Game-by-Game Stats**

Game	GS	Min	FGs	3FGs	FTs	O-D-Reb	Pf	A	To	BL	ST	Pts
UNC WILMINGTON	-	2	0-0	0-0	0-0	0-0-0	0	0	0	0	0	0
at Colorado State	-	24	6-8	0-1	5-6	1-1-2	3	2	0	1	3	17
vs. Saint Mary's	-	13	1-4	0-1	0-0	0-0-0	2	2	1	0	2	2
at Penn	-	14	2-4	0-0	4-6	2-0-2	4	1	3	0	0	8
CAL POLY	-	11	2-2	0-0	2-2	3-0-3	2	1	0	0	0	6
UTAH	-	20	3-7	0-3	1-2	3-2-5	2	1	2	0	3	7
UC IRVINE	-	24	5-7	2-4	5-6	0-1-1	3	1	2	0	3	17
at TCU	-	7	0-2	0-2	0-0	0-0-0	0	0	1	0	0	0
MERCER	-	17	4-7	2-2	2-4	2-1-3	1	0	1	2	0	12
DARTMOUTH	-	18	7-9	1-1	2-2	4-5-9	2	3	0	2	0	17
SAVANNAH STATE	-	19	1-5	0-1	0-0	3-1-4	1	4	1	1	1	2
at Texas	-	27	8-14	0-3	4-5	6-2-8	3	1	1	1	2	20
KANSAS	-	19	2-5	1-2	2-5	1-2-3	3	2	2	0	2	7
at Missouri	*	14	1-2	0-0	2-2	1-1-2	4	0	0	0	0	4
BAYLOR	*	17	1-4	0-1	0-0	1-0-1	1	2	1	0	1	2
at Oklahoma State	-	14	3-5	1-1	1-2	5-1-6	0	0	0	0	0	8

**Career Statistics**


Year	GP	GS	Min	Avg	FG	FGA	Pct	3FG	3FGA	3Pct	FT	FTA	%	O	D	T	Avg	PF	FO	A	T	BS	ST	TP	Avg
2005-06	16	2	260	16.3	46	85	.541	7	22	.318	30	42	.714	32	17	49	3.1	31	0	20	15	7	17	129	8.1
2004-05	26	0	220	8.5	20	60	.333	4	19	.211	18	30	.600	18	21	39	1.5	34	1	14	16	4	12	62	2.4
<b>TOTALS</b>	<b>42</b>	<b>2</b>	<b>480</b>	<b>11.4</b>	<b>66</b>	<b>145</b>	<b>.455</b>	<b>11</b>	<b>41</b>	<b>.268</b>	<b>48</b>	<b>72</b>	<b>.667</b>	<b>50</b>	<b>38</b>	<b>88</b>	<b>2.1</b>	<b>65</b>	<b>1</b>	<b>34</b>	<b>31</b>	<b>11</b>	<b>29</b>	<b>191</b>	<b>4.6</b>

**Big 12 Conference Statistics**

Year	GP	GS	Min	Avg	FG	FGA	Pct	3FG	3FGA	3Pct	FT	FTA	%	O	D	T	Avg	PF	FO	A	T	BS	ST	TP	Avg
2005-06	5	2	91	18.2	15	30	.500	2	7	.286	9	14	.643	14	6	20	4.0	11	0	5	4	1	5	41	8.2
2004-05	13	0	107	8.2	10	32	.313	3	9	.333	9	15	.600	13	9	22	1.7	16	1	8	6	1	7	32	2.5
<b>TOTALS</b>	<b>18</b>	<b>2</b>	<b>198</b>	<b>11.0</b>	<b>25</b>	<b>62</b>	<b>.403</b>	<b>5</b>	<b>16</b>	<b>.313</b>	<b>18</b>	<b>29</b>	<b>.621</b>	<b>27</b>	<b>15</b>	<b>42</b>	<b>2.3</b>	<b>27</b>	<b>1</b>	<b>13</b>	<b>10</b>	<b>2</b>	<b>12</b>	<b>73</b>	<b>4.1</b>

**Big 12 Post-Season Statistics**

Year	GP	GS	Min	Avg	FG	FGA	Pct	3FG	3FGA	3Pct	FT	FTA	%	O	D	T	Avg	PF	FO	A	T	BS	ST	TP	Avg
2004-05	2	0	25	12.5	4	7	.571	0	1	.000	2	5	.400	3	4	7	3.5	6	0	1	1	0	0	10	5.0



## #15 Chris Copeland

6-8 • 235 • Senior • Forward

Richmond, Va./Hermitage HS

Majoring in psychology

- Second in team scoring (13.1 ppg.) and third in rebounding (4.8)
- Team leader in blocks (18), third overall in 3-pointers made (26), fifth in steals (14)
- Recorded 11 or more points in 11 of 16 games
- Making over .500 percent of his shots from the field (75-of-141, .532)
- One of the leaders on the team from the free throw line (.680, 34-of-50)
- One of two players to have started all 16 games (Roby)
- Made winning 3-point shot at Mizzou (Jan. 14) with two tenths of a second remaining
- Seven field goals on three occasions at Colorado State (Nov. 21), at Penn (Nov. 29) and versus Kansas
- Owns three of CU's seven 20+ scoring games against UNC Wilmington (Nov. 18), at Penn (Nov. 29) and versus Kansas
- 99 career games with 30 starts ... Ranks 46th all-time in rebounding list (348)
- Top returning shot blocker (73) in four seasons; ranks 12th overall in career blocked shots

### Game-by-Game Stats

Game	GS	Min	FGs	3FGs	FTs	O-D-Reb	Pf	A	To	BL	ST	Pts
UNC WILMINGTON	*	28	5-6	2-3	8-9	2-3-5	2	0	4	2	1	20
at Colorado State	*	31	7-12	1-3	1-4	2-3-5	1	2	0	0	1	16
vs. Saint Mary's	*	23	4-7	1-2	0-0	2-4-6	3	1	2	0	1	9
at Penn	*	25	7-11	2-4	4-4	2-5-7	4	0	3	0	3	20
CAL POLY	*	23	4-9	0-3	4-9	3-2-5	2	1	0	1	2	12
UTAH	*	31	5-15	3-9	3-3	2-6-8	3	4	2	2	1	16
UC IRVINE	*	16	2-6	1-3	0-0	0-4-4	3	0	0	1	0	5
at TCU	*	24	6-11	2-5	0-1	0-4-4	3	1	1	1	1	14
MERCER	*	10	4-4	1-1	0-0	1-6-7	1	0	0	1	0	9
DARTMOUTH	*	12	4-7	1-1	2-2	1-2-3	3	0	3	0	0	11
SAVANNAH STATE	*	16	3-4	1-2	6-7	1-2-3	1	3	0	3	2	13
at Texas	*	16	3-8	0-1	0-0	1-1-2	2	0	2	1	0	6
KANSAS	*	31	8-12	4-6	2-4	1-3-4	2	1	1	2	0	22
at Missouri	*	29	6-12	3-6	0-1	2-2-4	2	0	4	1	1	15
BAYLOR	*	29	5-8	4-5	3-4	1-7-8	1	0	1	2	0	17
at Oklahoma State	*	25	2-9	0-6	1-2	1-0-1	2	2	0	1	1	5

### Career Statistics

Year	GP	GS	Min	Avg.	FG	FGA	Pct	3FG	3FGA	3Pct	FT	FTA	%	O	D	T	Avg.	Pf	FO	A	T	BS	ST	TP	Avg.
2005-06	16	16	369	23.1	75	141	.532	26	60	.433	34	50	.680	22	54	76	4.8	35	0	15	23	18	14	210	13.1
2004-05	29	14	730	25.2	116	259	.448	51	136	.375	57	70	.814	48	113	161	5.6	82	3	43	54	36	10	340	11.7
2003-04	28	0	257	9.2	25	66	.379	11	28	.393	19	32	.594	21	49	70	2.5	48	2	14	21	13	7	80	2.9
2002-03	26	0	199	7.7	23	61	.377	5	20	.250	15	26	.577	15	27	42	1.6	25	0	8	19	7	2	66	2.5
<b>TOTALS</b>	<b>99</b>	<b>30</b>	<b>1555</b>	<b>15.7</b>	<b>239</b>	<b>527</b>	<b>.454</b>	<b>93</b>	<b>244</b>	<b>.381</b>	<b>125</b>	<b>178</b>	<b>.702</b>	<b>106</b>	<b>243</b>	<b>349</b>	<b>3.5</b>	<b>190</b>	<b>5</b>	<b>80</b>	<b>117</b>	<b>74</b>	<b>33</b>	<b>696</b>	<b>7.0</b>

### Big 12 Statistics

Year	GP	GS	Min	Avg.	FG	FGA	Pct	3FG	3FGA	3Pct	FT	FTA	%	O	D	T	Avg.	Pf	FO	A	T	BS	ST	TP	Avg.
2005-06	5	5	130	26.0	24	49	.490	11	24	.458	6	11	.545	6	13	19	3.8	9	0	3	8	7	2	65	15.0
2004-05	15	5	404	26.9	54	155	.375	25	82	.305	36	44	.818	28	66	94	6.3	40	3	26	25	20	4	169	11.3
2003-04	16	0	154	9.6	15	38	.395	5	13	.385	16	26	.615	18	33	51	3.2	28	1	9	16	7	4	51	3.2
2002-03	14	0	128	9.1	16	40	.400	4	15	.267	10	19	.526	8	21	29	2.1	19	0	5	8	6	2	46	3.3
<b>TOTAL</b>	<b>50</b>	<b>10</b>	<b>816</b>	<b>16.3</b>	<b>109</b>	<b>282</b>	<b>.386</b>	<b>45</b>	<b>134</b>	<b>.336</b>	<b>68</b>	<b>100</b>	<b>.680</b>	<b>60</b>	<b>133</b>	<b>193</b>	<b>3.9</b>	<b>96</b>	<b>4</b>	<b>43</b>	<b>57</b>	<b>40</b>	<b>12</b>	<b>331</b>	<b>6.6</b>

### Big 12 Post-Season Statistics

Year	GP	GS	Min	Avg.	FG	FGA	Pct	3FG	3FGA	3Pct	FT	FTA	%	O	D	T	Avg.	Pf	FO	A	T	BS	ST	TP	Avg.
2004-05	2	0	36	18.0	4	11	.364	3	8	.375	1	2	.500	1	3	4	2.0	8	0	2	4	0	0	12	6.0
2003-04	1	0	13	13.0	1	2	.500	1	1	1.000	0	2	0.000	0	2	2	2.0	2	0	1	0	1	0	3	3.0
2002-03	2	0	16	8.0	1	2	.500	0	0	.000	2	2	1.000	1	1	2	1.0	2	0	0	0	0	0	4	2.0
<b>TOTALS</b>	<b>5</b>	<b>0</b>	<b>65</b>	<b>13.0</b>	<b>6</b>	<b>15</b>	<b>.400</b>	<b>4</b>	<b>9</b>	<b>.444</b>	<b>3</b>	<b>6</b>	<b>.500</b>	<b>2</b>	<b>6</b>	<b>8</b>	<b>1.6</b>	<b>1</b>	<b>20</b>	<b>3</b>	<b>4</b>	<b>1</b>	<b>0</b>	<b>19</b>	<b>3.8</b>

### Points

Season	22	Kansas	1/11/06
Career	25	at Richmond	1/04/05
Big 12	22	three times	

### Field Goals

Season	8	three times	
Career	10	at Richmond	1/04/05
Big 12	8	Kansas	1/11/06

### Field Goal Attempts

Season	15	Utah	12/7/05
Career	18	Kansas	1/15/05
Big 12	18	Kansas	1/15/05

### Three-Point Field Goals

Season	4	twice	
Career	4	five times	
Big 12	4	four times	

### Three-Point Attempts

Season	9	Utah	12/7/05
Career	9	Utah	12/7/05
Big 12	8	twice	

### Free Throws

Season	8	UNC Wilmington	11/18/05
Career	8	twice	
Big 12	8	Nebraska	1/12/05

### Free Throw Attempts

Season	9	twice	
Career	9	twice	
Big 12	9	Nebraska	1/12/05

### Offensive Rebounds

Season	3	Cal Poly	12/3/05
Career	5	three times	
Big 12	5	twice	

### Defensive Rebounds

Season	7	Baylor	1/18/06
Career	11	Nebraska	1/12/05
Big 12	11	Nebraska	1/12/05

### Rebounds

Season	8	twice	
Career	14	Nebraska	1/12/05
Big 12	14	Nebraska	1/12/05

### Assists

Season	4	Utah	12/7/05
Career	5	Iowa State	3/5/05
Big 12	5	Iowa State	3/5/05

### Blocked Shots

Season	3	Savannah State	01/03/06
Career	3	four times	
Big 12	3	twice	

### Steals

Season	3	at Penn	11/29/05
Career	3	at Penn	11/29/05
Big 12	2	at Kansas	1/25/04

### Minutes Played

Season	31	three times	
Career	36	Kansas	1/15/05
Big 12	36	Kansas	1/15/05



**#21 Marcus Hall**

**6-1 • 180 • Junior • Guard**

**Houston, Texas/Jersey Village HS**

An open-option major in Colorado's College of Arts and Sciences ... Interested in business management

- Averaging 4.0 assists with a team-best 64
- Averaging 24.3 minutes with 8.6 points, 1.6 rebounds
- Seven of 15 games in scoring double digits
- Led CU in assists seven times

- Nicknamed Marcus "Lets Make a Deal" Hall by Fox Sports Net basketball analyst Marty Fletcher, after game show icon Monty Hall's "Lets Make a Deal"
- Has played 74 games with 32 starts
- Keeps moving up the school's all-time assists list, currently 14th with 235 ...

**2004-05:** Played in 29 games with 21 starts

- Third in team scoring (11.2 ppg) and first in assists (4.4 apg.)
- Was also third on the team in starts (21)
- Big 12 (all games) stats: Finished sixth in assists (4.34) and sixth in assist-turnover ratio (1.88); Big 12 Conference only games: fifth in assists (4.53) and fifth in assist-turnover ratio (2.00)
- Third in scoring with 11.2 ppg. and first in assists
- Second most field goals made (118); Fourth on team in treys made (38)
- Career-high 10 assists and first career double-double against South Dakota State with 11 points and 10 assists
- Career-high 29 points at Oregon State (Dec. 4); in that game scored team's last 18 points 4:22 of the first half and first basket of second half tying school record of 20 consecutive points set by Donnie Boyce at Oklahoma State, March 5, 1994

**Game-by-Game Stats**

Game	GS	Min	FGs	3FGs	FTs	O-D-Reb	Pf	A	To	BL	ST	Pts
UNC WILMINGTON	-	16	1-5	0-3	0-0	0-0-0	0	1	1	0	2	2
at Colorado State	-	29	5-8	1-2	1-1	1-2-3	4	7	4	0	4	12
vs. Saint Mary's	*	22	1-5	0-1	0-2	1-3-4	1	8	2	0	0	2
at Penn	*	28	4-8	0-1	0-0	1-1-2	2	3	2	0	2	8
CAL POLY	*	22	5-9	1-4	0-0	0-2-2	3	5	1	0	1	11
UTAH	*	32	4-9	2-5	0-0	0-3-3	1	2	1	0	0	10
UC IRVINE	*	32	5-11	2-5	2-2	1-0-1	1	5	2	0	2	14
at TCU	*	28	7-10	2-2	1-1	1-1-2	3	2	3	0	0	17
MERCER	*	10	3-5	0-2	0-0	0-0-0	1	5	0	0	1	6
DARTMOUTH	*	25	4-6	1-3	0-0	0-1-1	1	3	2	0	2	9
SAVANNAH STATE	*	12	5-6	1-1	0-1	0-0-0	0	5	0	0	5	11
at Texas	*	31	3-10	1-3	0-0	0-1-1	1	0	0	0	7	7
KANSAS	*	31	1-6	1-3	3-4	0-2-2	4	6	2	1	2	6
at Missouri	-	16	0-3	0-3	0-0	0-1-1	1	3	1	0	1	0
BAYLOR	-	18	3-9	1-4	0-0	1-0-1	2	2	0	0	0	7
at Oklahoma State	-	36	6-12	4-5	0-0	0-2-2	1	6	1	0	1	16

**Career Statistics**

Year	GP	GS	Min	Avg	FG	FGA	Pct	3FG	3FGA	3Pct	FT	FTA	%	O	D	T	Avg	PF	FO	A	T	BS	ST	TP	Avg
2004-06	16	11	388	24.3	57	122	.467	17	47	.362	7	11	.636	6	19	25	1.6	26	0	64	23	1	23	138	8.6
2004-05	29	21	858	29.6	118	287	.411	38	122	.311	50	72	.694	13	62	75	2.6	46	1	126	67	9	29	324	11.2
2003-04	29	0	437	15.1	52	119	.437	25	64	.391	16	37	.432	6	33	39	1.3	40	0	45	29	5	15	145	5.0
<b>TOTALS</b>	<b>74</b>	<b>32</b>	<b>1683</b>	<b>22.7</b>	<b>227</b>	<b>528</b>	<b>.430</b>	<b>80</b>	<b>233</b>	<b>.343</b>	<b>73</b>	<b>120</b>	<b>.608</b>	<b>25</b>	<b>114</b>	<b>139</b>	<b>1.9</b>	<b>112</b>	<b>1</b>	<b>235</b>	<b>119</b>	<b>15</b>	<b>67</b>	<b>607</b>	<b>8.2</b>

**Big 12 Conference Statistics**

Year	GP	GS	Min	Avg	FG	FGA	Pct	3FG	3FGA	3Pct	FT	FTA	%	O	D	T	Avg	PF	FO	A	T	BS	ST	TP	Avg
2005-06	5	2	132	26.4	13	40	.325	7	18	.389	3	4	.750	1	6	7	1.4	9	0	18	5	1	4	36	7.2
2004-05	15	10	442	29.5	55	155	.355	17	70	.243	21	31	.677	8	33	41	2.7	24	1	68	34	6	11	148	9.9
2003-04	16	0	204	12.8	23	51	.451	12	30	.400	3	17	.176	2	14	16	1.0	17	0	18	15	3	4	61	3.8
<b>TOTALS</b>	<b>36</b>	<b>12</b>	<b>778</b>	<b>21.6</b>	<b>91</b>	<b>246</b>	<b>.370</b>	<b>36</b>	<b>118</b>	<b>.305</b>	<b>27</b>	<b>52</b>	<b>.519</b>	<b>11</b>	<b>53</b>	<b>64</b>	<b>1.8</b>	<b>50</b>	<b>1</b>	<b>104</b>	<b>54</b>	<b>10</b>	<b>19</b>	<b>245</b>	<b>6.9</b>

**Big 12 Post-Season Statistics**

Year	GP	GS	Min	Avg	FG	FGA	Pct	3FG	3FGA	3Pct	FT	FTA	%	O	D	T	Avg	PF	FO	A	T	BS	ST	TP	Avg
2004-05	2	2	69	34.5	7	22	.318	3	10	.300	6	9	.667	0	8	8	4.0	6	0	10	6	1	1	23	11.5
2003-04	1	0	19	19.0	5	9	.556	3	5	.600	1	1	1.00	0	3	3	3.0	1	0	2	1	0	0	14	14.0
<b>TOTALS</b>	<b>3</b>	<b>2</b>	<b>88</b>	<b>29.3</b>	<b>12</b>	<b>31</b>	<b>.387</b>	<b>6</b>	<b>15</b>	<b>.400</b>	<b>7</b>	<b>10</b>	<b>.700</b>	<b>0</b>	<b>11</b>	<b>11</b>	<b>3.7</b>	<b>7</b>	<b>0</b>	<b>12</b>	<b>7</b>	<b>1</b>	<b>1</b>	<b>37</b>	<b>12.3</b>

**Halls's Season/Career Highs**

Points	Season	17	at TCU	12/20/05
Career	29	at Oregon State	12/4/04	
Big 12	24	at Texas Tech	2/2/05	
Field Goals	Season	7	at TCU	12/20/05
Career	12	at Oregon State	12/4/04	
Big 12	9	at Texas Tech	2/2/05	
Field Goal Attempts	Season	12	at Oklahoma State	1/21/06
Career	16	twice		
Big 12	16	Texas	2/8/05	
Three-Point Field Goals	Season	4	at Oklahoma State	1/21/06
Career	5	Gardner-Webb	12/28/04	
Big 12	4	at Oklahoma State	1/21/06	
Three-Point Attempts	Season	5	three times	
Career	8	twice		
Big 12	8	twice		
Free Throws	Season	3	Kansas	1/11/06
Career	8	Colorado State	12/18/04	
Big 12	5	at Texas Tech	2/2/05	
Free Throw Attempts	Season	4	Kansas	1/11/06
Career	8	Colorado State	12/18/04	
Big 12	6	at Texas Tech	2/2/05	
Offensive Rebounds	Season	1	five times	
Career	2	four times		
Big 12	2	three times		
Defensive Rebounds	Season	3	twice	
Career	5	Nebraska	1/12/05	
Big 12	5	Nebraska	1/12/05	
Rebounds	Season	4	St. Mary's	11/26/05
Career	6	Nebraska	1/12/05	
Big 12	6	Nebraska	1/12/05	
Assists	Season	8	St. Mary's	11/26/05
Career	10	South Dakota State	2/14/05	
Big 12	8	twice		
Blocked Shots	Season	-		
Career	2	twice		
Big 12	2	twice		
Steals	Season	5	Savannah State	01/03/06
Career	5	Savannah State	01/03/06	
Big 12	2	three times		
Minutes Played	Season	36	at Oklahoma State	1/21/06
Career	38	Texas	2/8/05	
Big 12	38	Texas	2/8/05	



## #23 Richard Roby

6-6 • 195 • Sophomore • Guard  
 San Bernardino, Calif./Lawrence Acad. [Groton, Mass.]  
 Open option major in CU's College of Arts & Sciences

*part II of Roby on page 28*

- Big 12 Co-Player of the Week (Jan. 16-22), became the first CU player ever to win back-to-back Big 12 weekly awards
- The *Sporting News* National Player of the Week (Jan. 16-22)
- Big 12 Player of the Week (Jan. 10-16); first

player to win Big 12 Player of the Week honor since David Harrison in 2003-04.

- Career-high with 33 points, FG attempts (24) at Mizzou (Jan. 14)
- Led CU in scoring nine times and three times on the boards
- Netted six 20+ point games (14 career) - Career-best 33 points at Mizzou (Jan. 14) - Has led CU in scoring 25 of 46 career games
- Leads CU in scoring (17.8), steals (2.3), field goals made (101), minutes played (28.1). He is also first in rebounding (5.3)
- Recorded first double-double of the season (third career) with 19 points, 10 rebounds versus Utah (Dec. 7)
- Has netted 10 or more points in 14 of 16 games (exception played only 11 minutes in CU's dismantling of Mercer, 117-74; AND only 15 minutes in romp of Savannah State, 116-52)
- Double-digits in 41 of 46 career games

### 2005-06

- Returns as the team leader in points per game (16.0), points scored (480), field goals made (169) and attempts (380), games played/starts (30/30), and steals (48)

### 2004-05: Named to the Big 12 All-Freshman team

- All-Big 12 honorable mention ... Big 12 (all games) stats: seventh in 3-point field goal made (2.23), seventh in 3-point field goal percentage (.374), ninth in steals (1.60), 10th in scoring (16.0), 11<sup>th</sup> in field goal percentage (.445), 14<sup>th</sup> in free throw percentage (.728); Big 12 Conference only games: second in 3-point field goals made (2.81), fifth in 3-point field goal percentage (.391), ninth in scoring (16.6), 12<sup>th</sup> in field goal percentage (.425), 11<sup>th</sup> in steals (1.38) ... Scored the most points by a CU freshman (480) ... One of five players in the conference to make seven 3-pointers in a game and only player to make seven treys, twice ... One of four players at CU to make seven treys in a game, twice ... Two double-doubles: 17 points, 10 rebounds in Big 12 Tournament upset win over Texas (Mar. 10) and 16 points, 13 rebounds in home win over Northwestern (Nov. 28) ... Led CU in scoring 16 of 30 games; eight times on the boards (one shared) ... Team leader in points (16.0), 3-pointers made (67), steals (1.6 spg.), minutes played (30.8), field goals made (169), shot attempts (380); third in team in rebounding (4.8) ... Scored in double-digits 27 of 30 games ... Second best CU freshman all-time in points average with 16.0 ppg., second only behind former great Chauncey Billups (17.9 ppg.) in 1995-96.

Named Phillips 66 Big 12 Rookie of the Week (Feb. 7) after scoring 20 points in back-to-back games with 29 at TTU and 22 at K-State; also

### More Roby vs. Oklahoma State:

- Roby shot a career-best 12 field goals made at OSU
- tied a CU record with six steals in a half (1<sup>st</sup>)
- His six steals also tied a CU conference high, a first for a CU player in the Big 12; And his six steals, tied five others as a sophomore high
- Both games during the week led all scorers (Baylor, at OSU)
- his seven rebounds against Baylor was a team-high

Game	GS	Min	FGs	3FGs	FTs	O-D-Reb	Pf	A	To	BL	ST	Pts
UNC WILMINGTON	*	29	5-12	2-3	2-2	2-5-7	3	4	4	0	3	14
at Colorado State	*	22	3-6	1-3	3-6	1-2-3	1	3	1	0	1	10
vs. Saint Mary's	*	33	10-20	4-7	5-5	1-6-7	2	1	2	1	3	29
at Penn	*	33	5-10	4-4	8-8	0-4-4	4	5	2	1	1	22
CAL POLY	*	26	7-13	2-4	1-2	1-6-7	1	4	0	0	2	17
UTAH	*	36	7-17	4-11	1-2	3-7-10	0	3	1	0	2	19
UC IRVINE	*	30	6-10	3-6	5-6	0-4-4	2	3	1	2	3	20
at TCU	*	28	6-13	1-4	4-6	0-3-3	2	1	5	0	1	17
MERCER	*	11	3-4	2-2	0-0	2-1-3	0	2	1	1	1	8
DARTMOUTH	*	28	6-12	1-5	0-1	0-5-5	2	4	3	0	4	13
SAVANNAH STATE	*	15	3-8	0-3	0-0	2-3-5	1	2	1	1	4	6
at Texas	*	28	3-13	3-8	5-8	1-3-4	0	2	4	0	2	14
KANSAS	*	31	6-18	1-6	2-4	2-3-5	2	1	3	1	1	15
at Missouri	*	34	11-24	6-11	5-6	0-3-3	1	2	1	1	1	33
BAYLOR	*	29	8-17	2-5	3-4	3-4-7	1	3	2	2	1	21
at Oklahoma State	*	36	12-21	3-7	0-2	3-4-7	2	1	4	1	6	27

**Roby's Season/Career Highs**

Points			
Season	33	at Missouri	1/14/06
Career	33	at Missouri	1/14/06
Big 12	33	at Missouri	1/14/06
Field Goals			
Season	12	at Oklahoma State	1/21/06
Career	12	at Oklahoma State	1/21/06
Big 12	12	at Oklahoma State	1/21/06
Field Goal Attempts			
Season	24	at Missouri	1/14/06
Career	24	at Missouri	1/14/06
Big 12	24	at Missouri	1/14/06
Three-Point Field Goals			
Season	6	at Missouri	1/14/06
Career	7	twice	
Big 12	7	twice	
Three-Point Attempts			
Season	11	twice	
Career	12	at Texas Tech	2/2/05
Big 12	12	at Texas Tech	2/2/05
Free Throws			
Season	8	at Penn	11/29/05
Career	8	at Penn	11/29/05
Big 12	7	Texas A&M	2/19/05
Free Throw Attempts			
Season	8	at Penn	11/29/05
Career	11	Colorado State	12/18/04
Big 12	8	at Texas	1/7/06
Offensive Rebounds			
Season	3	three times	
Career	4	St. Mary's	11/26/05
Big 12	3	four times	
Defensive Rebounds			
Season	7	Utah	12/7/05
Career	10	Northwestern	11/28/04
Big 12	9	Texas	2/8/05
Rebounds			
Season	10	Utah	12/7/05
Career	13	Northwestern	11/28/04
Big 12	10	Texas	3/10/05
Assists			
Season	5	at Penn	11/29/05
Career	5	twice	
Big 12	5	Iowa State	3/5/05
Blocked Shots			
Season	2	twice	
Career	3	Texas	2/8/05
Big 12	3	Texas	2/8/05
Steals			
Season	6	at Oklahoma State	1/21/06
Career	6	at Oklahoma State	1/21/06
Big 12	6	at Oklahoma State	1/21/06
Minutes Played			
Season	36	twice	
Career	38	twice	
Big 12	38	at Texas Tech	2/2/05

**Career Statistics**

Year	GP	GS	Min	Avg	FG	FGA	Pct	3FG	3FGA	3Pct	FT	FTA	Pct	O	D	T	Avg	PF	FO	A	T	BS	ST	TP	Avg
2005-06	16	16	449	28.1	101	218	.463	39	89	.438	44	62	.710	21	63	84	5.3	24	0	41	35	11	36	285	17.8
2004-05	30	30	923	30.8	169	380	.445	67	179	.374	75	103	.728	36	107	143	4.8	70	4	58	80	23	48	480	16.0
<b>TOTALS</b>	<b>46</b>	<b>46</b>	<b>1372</b>	<b>29.8</b>	<b>270</b>	<b>598</b>	<b>.452</b>	<b>106</b>	<b>268</b>	<b>.396</b>	<b>119</b>	<b>165</b>	<b>.721</b>	<b>57</b>	<b>173</b>	<b>227</b>	<b>4.9</b>	<b>94</b>	<b>4</b>	<b>99</b>	<b>115</b>	<b>34</b>	<b>84</b>	<b>765</b>	<b>16.6</b>

**Big 12 Conference Statistics**

Year	GP	GS	Min	Avg	FG	FGA	Pct	3FG	3FGA	3Pct	FT	FTA	Pct	O	D	T	Avg	PF	FO	A	T	BS	ST	TP	Avg
2005-06	5	5	158	30.5	40	93	.389	15	37	.400	15	24	.625	9	17	26	5.2	6	0	9	14	5	11	110	22.0
2004-05	16	16	494	30.0	90	212	.425	45	115	.391	41	55	.745	14	46	60	3.8	39	2	24	39	11	22	266	16.6
<b>TOTALS</b>	<b>21</b>	<b>21</b>	<b>652</b>	<b>31.1</b>	<b>130</b>	<b>305</b>	<b>.426</b>	<b>60</b>	<b>152</b>	<b>.434</b>	<b>56</b>	<b>79</b>	<b>.709</b>	<b>23</b>	<b>63</b>	<b>86</b>	<b>4.1</b>	<b>45</b>	<b>2</b>	<b>33</b>	<b>53</b>	<b>16</b>	<b>33</b>	<b>376</b>	<b>17.9</b>

**Big 12 Post-Season Statistics**

Year	GP	GS	Min	Avg	FG	FGA	Pct	3FG	3FGA	3Pct	FT	FTA	Pct	O	D	T	Avg	PF	FO	A	T	BS	ST	TP	Avg
2004-05	2	2	73	36.5	14	29	.483	7	17	.412	3	4	.70	3	7	10	6.5	9	1	6	8	2	4	38	19.0



**#25 Calvin Williams**  
**6-7 • 200 • Freshman • Forward**  
**Memphis, Tenn.**  
**Hillcrest HS**

- Has played in 10 of 16 games this season
- Averaging 7.2 minutes in a reserve role with 1.4 points and 3.2 rebounds a game
- Played 11 minutes at Texas (Jan. 7) grabbing a season-high eight rebounds and scoring four points
- Hauled down seven rebounds and scored four points in victory over Saint Mary's (Nov. 26)
- Also had six rebounds, two assists, and two points versus Mercer (Dec. 22).

### Williams' Season/Career Highs

Points			
Season	4	twice	
Big 12	4	at Texas	1/7/06
Field Goals			
Season	2	Saint Mary's	11/26/05
Big 12	1	at Texas	1/7/06
Field Goal Attempts			
Season	6	Mercer	12/22/05
Big 12	3	at Texas	1/7/06
Free Throws			
Season	1	twice	
Big 12	-		
Free Throw Attempts			
Season	2	four times	
Big 12	2	at Texas	1/7/06
Offensive Rebounds			
Season	4	Saint Mary's	11/26/05
Big 12	3	at Texas	1/7/06
Defensive Rebounds			
Season	5	twice	
Big 12	5	at Texas	1/7/06
Rebounds			
Season	8	at Texas	1/7/06
Big 12	8	at Texas	1/7/06
Three-Point Field Goals			
Season	-		
Big 12	-		
Three-Point Attempts			
Season	1	Cal Poly	12/3/05
Big 12	-		
Assists			
Season	2	Mercer	12/22/05
Big 12	-		
Blocked Shots			
Season	1	three times	
Big 12	-		
Steals			
Season	-		
Big 12	-		
Minutes Played			
Season	18	Saint Mary's	11/26/05
Big 12	11	at Texas	1/7/06

Game	GS	Min	FGs	FTs	O-D-Reb	Pf	A	To	BL	ST	Pts
UNC WILMINGTON	-	4	0-0	0-0	0-0-0	1	0	0	0	0	0
at Colorado State			did not play								
vs. Saint Mary's	-	18	2-5	0-0	4-3-7	4	0	0	1	0	4
at Penn	-	4	0-0	0-0	1-1-2	0	0	2	0	0	0
CAL POLY	-	4	0-3	1-2	2-0-2	1	0	0	0	0	1
UTAH			did not play								
UC IRVINE			did not play								
at TCU	-	6	0-1	1-2	0-2-2	3	1	0	0	0	1
MERCER	-	14	1-6	0-0	1-5-6	3	2	1	1	0	2
DARTMOUTH	-	7	1-3	0-1	2-0-2	1	0	1	0	0	2
SAVANNAHSTATE	-	3	0-0	0-2	1-1-2	0	0	0	1	0	0
at Texas	-	11	1-3	2-4	3-5-8	4	0	1	0	0	4
KANSAS	-	1	0-1	0-0	0-1-1	0	0	0	0	0	0
at Missouri			did not play								
BAYLOR			did not play								
at Oklahoma State			did not play								

### 2005-06 Statistics

Year	GP	GS	Min	Avg	FG	FGA	Pct	3FG	3FGA	3Pct	FT	FTA	Pct	O	D	T	Avg	PF	FO	A	T	BS	ST	TP	Avg
2005-06	10	0	72	7.2	5	22	.227	0	1	.000	4	11	.364	14	18	32	3.2	17	0	3	5	3	0	14	1.4

### Big 12 Conference Statistics

Year	GP	GS	Min	Avg	FG	FGA	Pct	3FG	3FGA	3Pct	FT	FTA	Pct	O	D	T	Avg	PF	FO	A	T	BS	ST	TP	Avg
2005-06	2	0	12	6.0	1	4	.250	0	0	.000	2	4	.500	3	6	9	4.5	4	0	0	1	0	0	4	2.0



**#30 Lamont Arrington**

**6-11 • 230 • Senior • Forward/Center**  
**Detroit, Mich./Osborn HS/Schoolcraft College [Michigan]**  
 Intended college major is sociology

- Has played a limited role this season
- Played 13 of 16 games averaging 0.9 points, 0.9 rebounds
- Tied a career-best eight points against Mercer (Dec. 22), also grabbed three rebounds
- Scored first point of the season at TCU (Dec. 20)

- One of 10 seniors and one of four second-year players
- Tallest player (6'11") in the program and the eighth tallest in CU history

**2004-05:** Saw action in 25 games with seven starts

- Averaged 1.9 points and 1.4 rebounds a game
- Shot 22-of-34 from the field (.647)
- Seven starts averaged 2.3 points and 2.3 rebounds
- Made three conference starts (at Oklahoma, Jan. 8; Nebraska, Jan. 12; at Missouri, Feb. 22)
- Started five games in a row (Dec. 28-Jan. 12)
- Season-best 28 minutes at Richmond (Jan. 4)
- Tied Big 12 high with 19 minutes at Missouri, at Oklahoma
- College debut scored six points and six rebounds
- Recorded a season-best eight points on four field goals in 28 minutes against the Spiders
- Returned home to the Detroit area and started at Michigan in second game of the season in the Preseason NIT

**Game-by-Game Stats**

Game	GS	Min	FGs	3FGs	FTs	O-D-Reb	Pf	A	To	BL	ST	Pts
UNC WILMINGTON			did not play									
at Colorado State			did not play									
vs. Saint Mary's	-	3	0-0	0-0	0-0	0-1-1	0	0	0	0	0	0
at Penn	-	1	0-0	0-0	0-0	0-0-0	0	0	0	0	0	0
CAL POLY	-	4	0-1	0-0	0-0	2-1-3	0	0	0	2	0	0
UTAH	-	5	0-1	0-0	0-0	1-0-1	2	0	0	0	1	0
UC IRVINE	-	1	0-0	0-0	0-0	0-0-0	2	0	1	0	0	0
at TCU	-	4	0-0	0-0	1-2	0-1-1	0	0	0	0	0	1
MERCER	-	12	4-6	0-0	0-1	0-3-3	1	0	1	0	0	8
DARTMOUTH	-	4	0-1	0-0	0-0	0-0-0	0	0	0	0	0	0
SAVANNAHSTATE	-	3	0-1	0-0	1-2	0-0-0	1	1	1	0	1	1
at Texas	-	2	0-1	0-0	0-0	0-0-0	0	0	0	0	0	0
KANSAS	-	1	0-0	0-0	0-0	0-0-0	0	0	0	0	0	0
at Missouri	-	4	0-1	0-0	0-0	1-1-2	2	0	1	0	0	0
BAYLOR	-	4	1-2	0-0	0-0	0-1-1	1	0	0	2	0	2
at Oklahoma State			did not play									

**Career Statistics**

Year	GP	GS	Min	Avg	FG	FGA	Pct	3FG	3FGA	3Pct	FT	FTA	Pct	O	D	T	Avg	PF	FO	A	T	BS	ST	TP	Avg
2005-06	13	0	48	3.7	5	14	.357	0	0	.000	2	5	.400	4	8	12	0.9	9	0	1	4	4	2	12	0.9
2004-05	25	7	264	10.6	22	34	.647	0	0	.000	3	15	.200	13	23	36	1.4	43	1	5	22	13	10	47	1.9
<b>TOTALS</b>	<b>38</b>	<b>7</b>	<b>312</b>	<b>8.2</b>	<b>27</b>	<b>48</b>	<b>.563</b>	<b>0</b>	<b>0</b>	<b>.000</b>	<b>5</b>	<b>20</b>	<b>.250</b>	<b>17</b>	<b>31</b>	<b>48</b>	<b>1.3</b>	<b>52</b>	<b>1</b>	<b>6</b>	<b>26</b>	<b>17</b>	<b>12</b>	<b>59</b>	<b>1.6</b>

**Big 12 Conference Statistics**

Year	GP	GS	Min	Avg	FG	FGA	Pct	3FG	3FGA	3Pct	FT	FTA	Pct	O	D	T	Avg	PF	FO	A	T	BS	ST	TP	Avg
2005-06	4	0	11	2.8	1	4	.250	0	0	.000	0	0	.000	1	2	3	0.8	3	0	0	1	2	0	2	0.5
2004-05	12	3	76	6.3	5	8	.625	0	0	.000	0	4	.000	4	7	11	0.9	14	0	0	6	4	0	10	0.8
<b>TOTALS</b>	<b>16</b>	<b>3</b>	<b>87</b>	<b>5.4</b>	<b>6</b>	<b>12</b>	<b>.500</b>	<b>0</b>	<b>0</b>	<b>.000</b>	<b>0</b>	<b>4</b>	<b>.000</b>	<b>5</b>	<b>9</b>	<b>14</b>	<b>0.9</b>	<b>17</b>	<b>0</b>	<b>0</b>	<b>7</b>	<b>6</b>	<b>0</b>	<b>12</b>	<b>0.8</b>

**Big 12 Post-Season Statistics**

Year	GP	GS	Min	Avg	FG	FGA	Pct	3FG	3FGA	3Pct	FT	FTA	Pct	O	D	T	Avg	PF	FO	A	T	BS	ST	TP	Avg
2004-05	1	0	1	1.0	0	0	.000	0	0	.000	0	0	.000	0	0	0	0.0	0	0	0	0	0	0	0	0.0

**Arrington's Season/Career Highs**

Points			
Season	8	Mercer	12/22/05
Career	8	twice	
Big 12	4	at Oklahoma	1/8/05
Field Goals			
Season	4	Mercer	12/22/05
Career	4	twice	
Big 12	2	at Oklahoma	1/8/05
Field Goal Attempts			
Season	6	Mercer	12/22/05
Career	6	College of Charleston	11/15/04
Big 12	3	at Oklahoma	1/8/05
Free Throws			
Season	1	twice	
Career	2	Gardner-Webb	12/28/04
Big 12	-		
Free Throw Attempts			
Season	2	twice	
Career	4	at Richmond	1/04/05
Big 12	3	at Kansas	2/12/05
Offensive Rebounds			
Season	2	Cal Poly	12/3/05
Career	3	at Richmond	1/04/05
Big 12	1	four times	
Defensive Rebounds			
Season	3	Mercer	12/22/05
Career	5	College of Charleston	11/15/04
Big 12	3	at Missouri	2/22/05
Rebounds			
Season	3	twice	
Career	6	College of Charleston	11/15/04
Big 12	4	at Missouri	2/22/05
Assists			
Season	1	Savannah State	01/03/06
Career	2	Gardner-Webb	12/28/04
Big 12	-		
Blocked Shots			
Season	2	twice	
Career	3	Nebraska	1/12/05
Big 12	3	Nebraska	1/12/05
Steals			
Season	1	twice	
Career	3	at Oregon State	12/4/04
Big 12	-		
Minutes Played			
Season	12	Mercer	12/22/05
Career	28	at Richmond	1/04/05
Big 12	19	twice	



## #32 Marcus King-Stockton

6-9 • 235 • Sophomore • Forward

Denver, Colo./Colorado Academy

Open option major in CU's College of Arts and Sciences

- Averages 2.1 points and 3.5 rebounds a game
- Has played in all 16 games averaging 11.4 minutes a game in a reserve role
- Along with his physical presence in the paint, also provides a jump shot around the basket
- Nearly had CU's third double-double of the season with eight points and 11 rebounds (seven offensive) against Baylor. He had eight points and nine boards at the half. His point total was a season-high and his rebounding total was a career-best

- Returns as one of two sophomores

- Gives CU much needed size and strength in the post.

### 2004-05

Averaged 2.3 points and 2.3 rebounds in 25 games played including one start

- Best game came in home finale against Iowa State (Mar. 5) with nine points, seven rebounds and season-high 24 minutes

- First collegiate start vs. Radford (Dec. 23): 21 minutes, five rebounds, two points

- Season-best 11 points, eight rebounds and 4-of-4 from the field vs. UMKC (Dec. 21)

- 23 minutes at Missouri (Feb. 22) with three rebounds, two steals

- 22 minutes vs. Nebraska (Jan. 12) with season-high five offensive rebounds ... Five points, two rebounds vs. Colorado State (Dec. 18) ... Helped CU build first-half lead (nine points) against the Rams with three-point play on a dunk and free throw at 4:51.

### King-Stockton's Season/Career Highs

Points				
Season	8	Baylor		1/18/06
Career	11	UMKC		12/21/04
Big 12	9	Iowa State		3/5/05
Field Goals				
Season	3	Baylor		1/18/06
Career	4	UMKC		12/21/04
Big 12	3	twice		
Field Goal Attempts				
Season	6	at Colorado State		11/21/05
Career	6	at Colorado State		11/21/05
Big 12	4	twice		
Free Throws				
Season	2	Baylor		1/18/06
Career	3	three times		
Big 12	3	Iowa State		3/5/05
Free Throw Attempts				
Season	5	Baylor		1/18/06
Career	5	UMKC		12/21/04
Big 12	5	Baylor		1/18/06
Offensive Rebounds				
Season	7	Baylor		1/18/06
Career	7	Baylor		1/18/06
Big 12	7	Baylor		1/18/06
Defensive Rebounds				
Season	5	at Penn		11/29/05
Career	5	at Penn		11/29/05
Big 12	4	Baylor		1/18/06
Rebounds				
Season	11	Baylor		1/18/06
Career	11	Baylor		1/18/06
Big 12	11	Baylor		1/18/06
Assists				
Season	3	twice		
Career	3	twice		
Big 12	2	Oklahoma State		3/11/05
Turnovers				
Season	3	twice		
Career	3	twice		
Big 12	1	five times		
Blocked Shots				
Season	3	Kansas		1/11/06
Career	3	Kansas		1/11/06
Big 12	3	Kansas		1/11/06
Steals				
Season	1	four times		
Career	2	twice		
Big 12	2	at Missouri		2/22/05
Minutes Played				
Season	23	at Colorado State		11/21/05
Career	24	Iowa State		3/5/05
Big 12	24	Iowa State		3/5/05

### Game-by-Game Stats

Game	GS	Min	FGs	3FGs	FTs	O-D-Reb	Pf	A	To	BL	ST	Pts
UNC WILMINGTON	-	7	1-1	0-0	0-0	0-1-1	2	0	1	0	0	2
at Colorado State	-	23	2-6	0-0	0-0	4-3-7	4	0	2	2	0	4
vs. Saint Mary's	-	5	2-3	0-0	0-0	0-0-0	1	0	0	0	0	4
at Penn	-	11	1-3	0-0	0-0	2-5-7	2	3	0	1	1	2
CAL POLY	-	12	2-4	0-0	1-2	2-3-5	1	1	0	0	0	5
UTAH	-	14	2-2	0-0	0-0	3-0-3	3	3	1	1	0	4
UC IRVINE	-	10	0-1	0-0	0-0	1-1-2	1	0	1	0	0	0
at TCU	-	15	0-0	0-0	0-0	0-3-3	4	2	3	2	0	0
MERCER	-	8	0-2	0-0	0-0	1-1-2	1	0	1	0	0	0
DARTMOUTH	-	6	0-2	0-0	0-2	2-1-3	1	0	0	1	0	0
SAVANNAH STATE	-	9	2-4	0-0	0-0	1-3-4	1	0	0	0	1	4
at Texas	-	3	0-0	0-0	0-0	0-1-1	2	0	1	0	0	0
KANSAS	-	11	0-2	0-0	0-0	0-1-1	0	0	1	3	1	0
at Missouri	-	10	0-2	0-0	0-0	1-1-2	3	0	0	1	0	0
BAYLOR	-	19	3-4	0-0	2-5	7-4-11	1	1	3	1	1	8
at Oklahoma State	-	20	0-2	0-0	0-0	3-1-4	4	2	0	1	0	0

### Career Statistics


Year	GP	GS	Min	Avg	FG	FGA	Pct	3FG	3FGA	3Pct	FT	FTA	Pct	O	D	T	Avg	PF	FO	A	T	BS	ST	TP	Avg
2005-06	16	0	183	11.4	15	38	.395	0	0	.000	3	9	.333	27	29	56	3.5	31	0	12	14	13	4	33	2.1
2004-05	25	1	262	10.5	20	37	.541	0	0	.000	17	26	.654	34	23	57	2.3	23	0	11	6	13	7	57	2.3
<b>TOTALS</b>	<b>41</b>	<b>1</b>	<b>445</b>	<b>10.9</b>	<b>35</b>	<b>75</b>	<b>.467</b>	<b>0</b>	<b>0</b>	<b>.000</b>	<b>20</b>	<b>35</b>	<b>.571</b>	<b>61</b>	<b>52</b>	<b>113</b>	<b>2.8</b>	<b>54</b>	<b>0</b>	<b>23</b>	<b>20</b>	<b>26</b>	<b>11</b>	<b>90</b>	<b>2.2</b>

### Big 12 Conference Statistics

Year	GP	GS	Min	Avg	FG	FGA	Pct	3FG	3FGA	3Pct	FT	FTA	Pct	O	D	T	Avg	PF	FO	A	T	BS	ST	TP	Avg
2005-06	5	0	63	12.6	3	10	.300	0	0	.000	2	5	.400	11	8	19	3.8	10	0	3	5	6	2	8	2.0
2004-05	12	0	120	10.0	6	15	.400	0	0	.000	6	9	.667	15	13	28	2.3	9	0	0	3	7	5	18	1.5
<b>TOTALS</b>	<b>17</b>	<b>0</b>	<b>183</b>	<b>10.8</b>	<b>9</b>	<b>25</b>	<b>.360</b>	<b>0</b>	<b>0</b>	<b>.000</b>	<b>8</b>	<b>14</b>	<b>.571</b>	<b>26</b>	<b>21</b>	<b>47</b>	<b>2.8</b>	<b>19</b>	<b>0</b>	<b>3</b>	<b>8</b>	<b>13</b>	<b>7</b>	<b>26</b>	<b>1.5</b>

### Big 12 Post-Season Statistics

Year	GP	GS	Min	Avg	FG	FGA	Pct	3FG	3FGA	3Pct	FT	FTA	Pct	O	D	T	Avg	PF	FO	A	T	BS	ST	TP	Avg
2004-05	2	0	22	11.0	1	4	.250	0	0	.000	1	2	.500	3	2	5	2.5	5	0	3	0	0	0	3	1.5

**#33 Julius Ashby****6-9 • 235 • Senior • Forward/Center****Trinidad & Tobago/Bates Memorial HS/****Marshalltown CC [Iowa]**

Major is international affairs

- Played a season-high 31 minutes at Oklahoma State (Jan. 21) with a season-high 10 points ... His 10 points at OSU was the most scored in conference play this season on 4-of-8 shooting, also grabbed seven rebounds

- Averaging 4.9 points, 5.6 rebounds
- Has made 11-of-14 (.786) from the free throw line
- In non-conference play, saw 26 minutes in the against Savannah State (Jan. 3) scoring 16 points with nine rebounds
- Played only 13 minutes in conference opener at Texas (Jan. 7), fouled out with 16 minutes left in the second half
- Saw 11 minutes against Mercer (Dec. 22) in his first action of the season scoring six points with five rebounds

**2005-06 PRESEASON NOTES:** Coming off two impressive showings at the Big 12 Tournament in 2004-05 ... Averaged 16.5 points, seven rebounds, 13-of-20 from the field (.650), including a tournament record from the field 9-of-10 shooting against the Cowboys.

**2004-05:** Played 22 games with 19 starts

- Missed seven games with a torn tendon (Dec. 23-Jan. 15)
- Led CU in rebounding seven times, including a conference-best 13 in overtime victory at Iowa State (Jan. 22) helping the Buffs win at Ames for the first time since 1991 (13 games)
- Grabbed a team-best 17 rebounds in victory at California (Dec. 7) along with 11 points for his collegiate double-double at CU
- Tied the school road record with six blocked shots at Michigan (Nov. 17)

**Season/Career Highs****Points**

Season	16	Savannah State	1/3/06
Career	19	vs. Oklahoma State	3/11/05
Big 12	19	vs. Oklahoma State	3/11/05

**Field Goals**

Season	6	Savannah State	1/3/06
Career	9	vs. Oklahoma State	3/11/05
Big 12	9	vs. Oklahoma State	3/11/05

**Field Goal Attempts**

Season	11	Savannah State	1/3/06
Career	11	at Michigan	11/17/04
Big 12	10	vs. Oklahoma State	3/11/05

**Free Throws**

Season	4	Savannah State	1/3/06
Career	6	vs. Texas	3/10/05
Big 12	6	vs. Texas	3/10/05

**Free Throw Attempts**

Season	4	twice	
Career	7	twice	
Big 12	7	vs. Texas	3/10/05

**Offensive Rebounds**

Season	3	twice	
Career	8	at California	12/7/04
Big 12	6	at Iowa State	1/22/05

**Defensive Rebounds**

Season	8	Baylor	1/18/06
Career	9	at California	12/7/04
Big 12	8	Baylor	1/18/06

**Rebounds**

Season	10	Baylor	1/18/06
Career	17	at California	12/7/04
Big 12	13	at Iowa State	1/22/05

**Assists**

Season	2	twice	
Career	4	Oklahoma State	1/30/05
Big 12	4	Oklahoma State	1/30/05

**Blocked Shots**

Season	2	four times	
Career	6	at Michigan	11/17/04
Big 12	4	at Iowa State	1/22/05

**Steals**

Season	1	twice	
Career	3	four times	
Big 12	3	Oklahoma State	1/30/05

**Minutes Played**

Season	31	at Oklahoma State	1/21/06
Career	38	at Iowa State	1/22/05
Big 12	38	at Iowa State	1/22/05

Game	GS	Min	FGs	FTs	O-D-Reb	Pf	A	To	BL	ST	Pts
MERCER	-	11	2-5	2-2	2-3-5	0	1	0	0	0	6
DARTMOUTH	-	13	2-5	2-4	1-4-5	1	0	2	1	0	6
SAVANNAH STATE	-	26	6-11	4-4	3-6-9	1	2	4	2	1	16
at Texas	-	13	0-2	0-0	1-2-3	5	0	1	0	0	0
KANSAS	-	12	0-2	1-2	1-0-1	2	1	0	2	0	1
at Missouri	*	21	0-1	0-0	2-3-5	4	2	0	2	1	0
BAYLOR	*	17	0-3	0-0	2-8-10	3	0	3	2	0	0
at Oklahoma State	*	31	4-8	2-2	3-4-7	2	0	1	2	0	10

**Career Statistics**

Year	GP	GS	Min	Avg	FG	FGA	Pct	3FG	3FGA	3Pct	FT	FTA	Pct	O	D	T	Avg	PF	FO	A	T	BS	ST	TP	Avg
2005-06	8	3	144	18.0	14	37	.378	0	0	.000	11	14	.786	15	30	45	5.6	18	1	6	11	11	2	39	4.9
2004-05	22	19	555	25.2	66	132	.500	0	0	.000	34	69	.493	57	76	133	6.0	64	4	16	34	33	20	166	7.5
<b>TOTALS</b>	<b>30</b>	<b>22</b>	<b>699</b>	<b>23.3</b>	<b>80</b>	<b>169</b>	<b>.473</b>	<b>0</b>	<b>0</b>	<b>.000</b>	<b>45</b>	<b>83</b>	<b>.542</b>	<b>72</b>	<b>106</b>	<b>178</b>	<b>5.9</b>	<b>82</b>	<b>5</b>	<b>22</b>	<b>45</b>	<b>44</b>	<b>22</b>	<b>205</b>	<b>6.78</b>

**Big 12 Conference Statistics**

Year	GP	GS	Min	Avg	FG	FGA	Pct	3FG	3FGA	3Pct	FT	FTA	Pct	O	D	T	Avg	PF	FO	A	T	BS	ST	TP	Avg
2005-06	5	3	94	18.8	4	16	.250	0	0	.000	3	4	.750	9	17	26	5.2	16	1	3	5	8	1	11	2.2
2004-05	12	10	312	26.0	26	58	.448	0	0	.000	10	31	.323	30	34	64	5.3	36	3	11	20	20	9	62	5.2
<b>TOTALS</b>	<b>17</b>	<b>13</b>	<b>406</b>	<b>23.9</b>	<b>30</b>	<b>74</b>	<b>.405</b>	<b>0</b>	<b>0</b>	<b>.000</b>	<b>13</b>	<b>35</b>	<b>.371</b>	<b>39</b>	<b>51</b>	<b>90</b>	<b>5.3</b>	<b>52</b>	<b>4</b>	<b>14</b>	<b>25</b>	<b>28</b>	<b>10</b>	<b>73</b>	<b>4.3</b>

**Big 12 Post-Season Statistics**

Year	GP	GS	Min	Avg	FG	FGA	Pct	3FG	3FGA	3Pct	FT	FTA	Pct	O	D	T	Avg	PF	FO	A	T	BS	ST	TP	Avg
2004-05	2	2	73	36.5	13	17	.765	0	0	.000	7	11	.636	7	7	14	7.0	8	0	0	2	0	2	33	16.5



### #42 Antoine McGee

5-10 • 185 • Senior • Point-Guard

Moreno Valley, Calif./Mercersberg Academy [Pa.]

College major is economics ... Named an NCAA student-athlete leadership conference participant in Florida spring 2004

- Has played in every game this season, mostly in a reserve role, but has started the last three (at Missouri, Baylor, at Oklahoma State)

- Gives the team depth running the point with 20

assists and six steals

- Has played in 106 of 107 career games over four-year career with 49 career starts (only game did not play was last year's Big 12 Tournament game against Oklahoma State)

- Played 1,479 consecutive minutes without fouling out in a game, third all-time

- Ranks 21st in assists (192) on the school's all-time list

- One of four seniors who has played previous three seasons in a Buffs uniform

- Brother Andre, a freshman, plays at Louisville.

#### Game-by-Game Stats

Game	GS	Min	FGs	3FGs	FTs	O-D-Reb	Pf	A	To	BL	ST	Pts
UNC WILMINGTON	-	11	1-1	0-0	1-1	0-0-0	0	1	0	0	3	3
at Colorado State	-	7	0-1	0-1	0-0	0-0-0	1	0	1	0	0	0
vs. Saint Mary's	-	6	0-1	0-0	0-0	1-0-1	2	3	1	0	0	0
at Penn	-	2	0-0	0-0	0-0	0-0-0	0	0	0	0	0	0
CAL POLY	-	7	0-1	0-0	0-0	0-1-1	0	1	0	0	0	0
UTAH	-	1	0-0	0-0	0-0	0-0-0	0	0	0	0	0	0
UC IRVINE	-	2	0-0	0-0	0-0	0-0-0	0	0	0	0	0	0
at TCU	-	9	0-0	0-0	0-0	0-2-2	1	2	1	0	1	0
MERCER	-	15	0-2	0-1	1-2	0-1-1	1	6	2	0	1	1
DARTMOUTH	-	6	0-0	0-0	0-0	0-0-0	0	0	0	0	1	0
SAVANNAH STATE	-	12	0-1	0-1	0-0	0-0-0	3	2	0	0	0	0
at Texas	-	2	0-0	0-0	0-0	0-0-0	0	0	0	0	0	0
KANSAS	-	6	0-0	0-0	0-0	0-0-0	0	0	0	0	0	0
at Missouri	*	15	0-1	0-1	0-0	1-0-1	3	2	1	0	0	0
BAYLOR	*	8	1-1	0-0	0-0	0-0-0	1	1	0	0	0	2
at Oklahoma State	*	13	0-0	0-0	0-0	0-0-0	1	2	0	0	0	0

#### Career Statistics

Year	GP	GS	Min	Avg	FG	FGA	Pct	3FG	3FGA	3Pct	FT	FTA	%	O	D	T	Avg	PF	FO	A	T	BS	ST	TP	Avg
2005-06	16	3	122	7.6	2	9	.222	0	4	.000	2	3	.667	2	4	6	0.4	12	0	20	6	0	6	6	0.4
2004-05	29	6	340	11.7	10	29	.345	2	4	.500	1	4	.250	5	26	31	1.1	38	0	27	18	1	16	23	0.8
2003-04	29	11	386	13.3	19	46	.413	1	2	.500	12	25	.480	4	21	25	0.9	52	0	50	29	1	9	51	1.8
2002-03	32	29	631	19.7	27	91	.297	6	24	.250	24	37	.649	8	36	44	1.4	55	0	95	43	1	19	84	2.6
<b>TOTALS</b>	<b>106</b>	<b>49</b>	<b>1479</b>	<b>14.0</b>	<b>58</b>	<b>175</b>	<b>.331</b>	<b>9</b>	<b>34</b>	<b>.265</b>	<b>39</b>	<b>69</b>	<b>.565</b>	<b>19</b>	<b>87</b>	<b>106</b>	<b>1.0</b>	<b>157</b>	<b>0</b>	<b>192</b>	<b>95</b>	<b>3</b>	<b>50</b>	<b>164</b>	<b>1.6</b>

#### Big 12 Conference Statistics

Year	GP	GS	Min	Avg	FG	FGA	Pct	3FG	3FGA	3Pct	FT	FTA	%	O	D	T	Avg	PF	FO	A	T	BS	ST	TP	Avg
2005-06	5	3	43	8.6	1	2	.500	0	1	.000	0	0	.000	1	0	1	0.2	4	0	4	1	0	0	2	0.4
2004-05	16	5	169	10.6	4	14	.286	1	2	.500	1	2	.500	2	9	11	0.7	21	0	12	7	1	5	10	0.6
2003-04	16	1	175	10.9	7	17	.412	0	1	.000	7	15	.467	2	13	15	0.9	26	0	25	13	0	5	21	1.3
2002-03	16	14	350	21.9	13	48	.271	2	11	.182	12	18	.667	3	20	23	1.4	31	0	46	24	1	12	40	2.5
<b>TOTAL</b>	<b>53</b>	<b>26</b>	<b>737</b>	<b>13.9</b>	<b>25</b>	<b>81</b>	<b>.309</b>	<b>3</b>	<b>15</b>	<b>.200</b>	<b>20</b>	<b>35</b>	<b>.571</b>	<b>8</b>	<b>42</b>	<b>50</b>	<b>0.9</b>	<b>82</b>	<b>0</b>	<b>87</b>	<b>45</b>	<b>2</b>	<b>22</b>	<b>73</b>	<b>1.4</b>

#### Big 12 Post-Season Statistics

Year	GP	GS	Min	Avg	FG	FGA	Pct	3FG	3FGA	3Pct	FT	FTA	%	O	D	T	Avg	PF	FO	A	T	BS	ST	TP	Avg
2004-05	1	0	4	4.0	0	1	.000	0	0	.000	0	0	.000	0	0	0	0.0	0	0	0	0	0	0	0	0.0
2003-04	1	0	12	12.0	1	3	.333	0	0	.000	0	0	.000	1	0	1	1.0	1	0	0	1	0	0	2	2.0
2002-03	2	2	20	10.0	0	2	.000	0	0	.000	2	2	1.00	0	1	1	0.5	4	0	2	1	0	0	2	1.0
<b>TOTALS</b>	<b>4</b>	<b>2</b>	<b>36</b>	<b>8.0</b>	<b>1</b>	<b>6</b>	<b>.167</b>	<b>0</b>	<b>0</b>	<b>.000</b>	<b>2</b>	<b>2</b>	<b>1.00</b>	<b>1</b>	<b>1</b>	<b>2</b>	<b>0.7</b>	<b>5</b>	<b>0</b>	<b>2</b>	<b>2</b>	<b>0</b>	<b>0</b>	<b>4</b>	<b>1.0</b>

#### McGee's Season/Career Highs

Points	Season	3	UNC Wilmington	11/18/05
Career	10	Oklahoma	2/25/04	
Big 12	10	Oklahoma	2/25/04	
Field Goals	Season	1	twice	
Career	3	three times		
Big 12	3	twice		
Field Goal Attempts	Season	2	Mercer	12/22/04
Career	7	twice		
Big 12	7	Kansas State	1/15/03	
Free Throws	Season	1	twice	
Career	4	Oklahoma	2/25/04	
Big 12	4	Oklahoma	2/25/04	
Free Throw Attempts	Season	2	Mercer	12/22/05
Career	8	Oklahoma	2/25/04	
Big 12	8	Oklahoma	2/25/04	
Offensive Rebounds	Season	1	St. Mary's	11/26/05
Career	1	18 times		
Big 12	1	seven times		
Defensive Rebounds	Season	2	at TCU	12/20/05
Career	4	twice		
Big 12	3	four times		
Rebounds	Season	2	at TCU	12/20/05
Career	5	UMKC	12/21/04	
Big 12	2	twice		
Three-Point Field Goals	Season	-		
Career	2	Kansas State	1/15/03	
Big 12	2	Kansas State	1/15/03	
Three-Point Attempts	Season	1	three times	
Career	3	Kansas State	1/15/03	
Big 12	3	Kansas State	1/15/03	
Assists	Season	6	Mercer	12/22/05
Career	10	Stetson	11/24/02	
Big 12	7	Missouri	2/22/03	
Blocked Shots	Season	-		
Career	1	three times		
Big 12	1	twice		
Steals	Season	3	UNC Wilmington	11/18/05
Career	3	at Utah	12/30/04	
Big 12	2	Kansas State	2/26/05	
Minutes Played	Season	15	twice	
Career	34	Kansas State	1/15/03	
Big 12	34	Kansas State	1/15/03	

**The Automated ScoreBook**  
**Colorado Combined Team Statistics (as of Jan 21, 2006)**  
**Conference games**

<b>RECORD:</b>	<b>OVERALL</b>	<b>HOME</b>	<b>AWAY</b>	<b>NEUTRAL</b>
<b>ALL GAMES.....</b>	<b>(3-2)</b>	<b>(1-1)</b>	<b>(2-1)</b>	<b>(0-0)</b>
<b>CONFERENCE.....</b>	<b>(3-2)</b>	<b>(1-1)</b>	<b>(2-1)</b>	<b>(0-0)</b>
<b>NON-CONFERENCE.....</b>	<b>(0-0)</b>	<b>(0-0)</b>	<b>(0-0)</b>	<b>(0-0)</b>

## Player	GP-GS	Min--Avg	---TOTAL---		---3-PTS---		FT-FTA	Pct	---REBOUNDS---				PF	FO	A	TO	Blk	Stl	Pts	Avg
			FG-FGA	Pct	3FG-FGA	Pct			Off	Def	Tot	Avg								
23 Roby, Richard.....	5-5	158 31.6	40-93	.430	15-37	.405	15-24	.625	9	17	26	5.2	6	0	9	14	5	11	110	22.0
15 Copeland, Chris....	5-5	130 26.0	24-49	.490	11-24	.458	6-11	.545	6	13	19	3.8	9	0	3	8	7	2	65	13.0
04 Osborn, Andy.....	5-2	117 23.4	15-37	.405	12-30	.400	5-6	.833	5	11	16	3.2	13	0	3	4	3	1	47	9.4
12 Freeman, Martane...	5-2	91 18.2	15-30	.500	2-7	.286	9-14	.643	14	6	20	4.0	11	0	5	4	1	5	41	8.2
21 Hall, Marcus.....	5-2	132 26.4	13-40	.325	7-18	.389	3-4	.750	1	6	7	1.4	9	0	18	5	1	4	36	7.2
11 Coleman, Dominique.	5-0	76 15.2	8-20	.400	3-8	.375	2-3	.667	6	5	11	2.2	6	0	13	5	1	2	21	4.2
05 Obazuaye, Jayson...	5-3	69 13.8	5-16	.313	1-2	.500	4-9	.444	8	7	15	3.0	5	0	4	5	0	3	15	3.0
33 Ashby, Julius.....	5-3	94 18.8	4-16	.250	0-0	.000	3-4	.750	9	17	26	5.2	16	1	3	5	8	1	11	2.2
32 King-Stockton, Marcu	5-0	63 12.6	3-10	.300	0-0	.000	2-5	.400	11	8	19	3.8	10	0	3	5	6	2	8	1.6
25 Williams, Calvin...	2-0	12 6.0	1-4	.250	0-0	.000	2-4	.500	3	6	9	4.5	4	0	0	1	0	0	4	2.0
42 McGee, Antoine....	5-3	44 8.8	1-2	.500	0-1	.000	0-0	.000	1	0	1	0.2	5	0	5	1	0	0	2	0.4
30 Arrington, Lamont..	4-0	11 2.8	1-4	.250	0-0	.000	0-0	.000	1	2	3	0.8	3	0	0	1	2	0	2	0.5
01 Eddy, Glean.....	5-0	24 4.8	0-4	.000	0-2	.000	0-2	.000	2	4	6	1.2	4	0	4	1	1	0	0	0.0
10 Senger, Scott.....	2-0	2 1.0	0-0	.000	0-0	.000	0-0	.000	0	1	1	0.5	0	0	0	1	0	0	0	0.0
02 Boidock, Billy....	1-0	1 1.0	0-1	.000	0-1	.000	0-0	.000	0	0	0	0.0	0	0	0	0	0	0	0	0.0
35 Perkowski, Chase...	1-0	1 1.0	0-0	.000	0-0	.000	0-0	.000	0	0	0	0.0	0	0	0	0	0	0	0	0.0
TEAM.....										12	2	14	2.8	0		0				

Total.....	5	1025	130-326	.399	51-130	.392	51-86	.593	88	105	193	38.6	101	1	70	60	35	31	362	72.4
Opponents.....	5	1025	124-297	.418	26-90	.289	87-126	.690	82	128	210	42.0	87	-	75	71	18	25	361	72.2

TEAM STATISTICS	CU	OPP	DATE	OPPONENT	W/L	SCORE	ATTEND
SCORING.....	362	361	*01/07/06	at Texas	L	64-89	14168
Points per game.....	72.4	72.2	*01/11/06	KANSAS	L	63-75	10586
Scoring margin.....	+0.2	-	*01/14/06	at Missouri	W	74-71	10684
FIELD GOALS-ATT.....	130-326	124-297	*01/18/06	BAYLOR	W	81-48	3440
Field goal pct.....	.399	.418	*01/21/06	at Oklahoma State	W OT	80-78	13046
3 POINT FG-ATT.....	51-130	26-90	* = Big 12 Conference				
3-point FG pct.....	.392	.289					
3-pt FG made per game..	10.2	5.2					
FREE THROWS-ATT.....	51-86	87-126					
Free throw pct.....	.593	.690					
REBOUNDS.....	193	210					
Rebounds per game.....	38.6	42.0					
Rebounding margin.....	-3.4	-					
ASSISTS.....	70	75					
Assists per game.....	14.0	15.0					
TURNOVERS.....	60	71					
Turnovers per game....	12.0	14.2					
Turnover margin.....	+2.2	-					
Assist/turnover ratio..	1.2	1.1					
STEALS.....	31	25					
Steals per game.....	6.2	5.0					
BLOCKS.....	35	18					
Blocks per game.....	7.0	3.6					
WINNING STREAK.....	3	-					
Home win streak.....	1	-					
ATTENDANCE.....	14026	37898					
Home games-Avg/Game...	2-7013	3-12633					
Neutral site-Avg/Game..	-	0-0					

SCORE BY PERIODS:	1st	2nd	OT	Total
Colorado.....	156	197	9	362
Opponents.....	155	199	7	361

**The Automated ScoreBook**  
**Colorado Combined Team Statistics (as of Jan 21, 2006)**  
**All games**

<b>RECORD:</b>	<b>OVERALL</b>	<b>HOME</b>	<b>AWAY</b>	<b>NEUTRAL</b>
<b>ALL GAMES.....</b>	<b>(13-3)</b>	<b>(8-1)</b>	<b>(4-2)</b>	<b>(1-0)</b>
<b>CONFERENCE.....</b>	<b>(3-2)</b>	<b>(1-1)</b>	<b>(2-1)</b>	<b>(0-0)</b>
<b>NON-CONFERENCE.....</b>	<b>(10-1)</b>	<b>(7-0)</b>	<b>(2-1)</b>	<b>(1-0)</b>

## Player	GP-GS	Min--Avg	---TOTAL---		---3-PTS---		FT-FTA	Pct	---REBOUNDS---				PF	FO	A	TO	Blk	Stl	Pts	Avg
			FG-FGA	Pct	3FG-FGA	Pct			Off	Def	Tot	Avg								
23 Roby, Richard.....	16-16	449 28.1	101-218	.463	39-89	.438	44-62	.710	21	63	84	5.3	24	0	41	35	11	36	285	17.8
15 Copeland, Chris....	16-16	369 23.1	75-141	.532	26-60	.433	34-50	.680	22	54	76	4.8	35	0	15	23	18	14	210	13.1
04 Osborn, Andy.....	16-13	368 23.0	54-121	.446	33-87	.379	13-18	.722	22	42	64	4.0	33	0	18	15	17	8	154	9.6
21 Hall, Marcus.....	16-11	388 24.3	57-122	.467	17-47	.362	7-11	.636	6	19	25	1.6	26	0	64	23	1	23	138	8.6
12 Freeman, Martane...	16-2	260 16.3	46-85	.541	7-22	.318	30-42	.714	32	17	49	3.1	31	0	20	15	7	17	129	8.1
05 Obazuaye, Jayson...	16-14	307 19.2	54-106	.509	2-9	.222	15-35	.429	27	42	69	4.3	25	2	26	24	4	12	125	7.8
11 Coleman, Dominique.	16-2	270 16.9	36-78	.462	6-24	.250	9-18	.500	15	30	45	2.8	23	0	37	25	2	23	87	5.4
01 Eddy, Glean.....	16-0	126 7.9	14-29	.483	6-15	.400	8-14	.571	13	24	37	2.3	10	0	10	9	2	5	42	2.6
33 Ashby, Julius.....	8-3	144 18.0	14-37	.378	0-0	.000	11-14	.786	15	30	45	5.6	18	1	6	11	11	2	39	4.9
32 King-Stockton, Marcu	16-0	183 11.4	15-38	.395	0-0	.000	3-9	.333	27	29	56	3.5	31	0	12	14	13	4	33	2.1
10 Senger, Scott.....	12-0	73 6.1	8-18	.444	0-0	.000	8-12	.667	15	10	25	2.1	4	0	7	7	5	5	24	2.0
03 Carder, Kyle.....	4-0	28 7.0	7-11	.636	5-9	.556	0-0	.000	0	1	1	0.3	1	0	2	2	0	0	19	4.8
25 Williams, Calvin...	10-0	72 7.2	5-22	.227	0-1	.000	4-11	.364	14	18	32	3.2	17	0	3	5	3	0	14	1.4
30 Arrington, Lamont...	13-0	48 3.7	5-14	.357	0-0	.000	2-5	.400	4	8	12	0.9	9	0	1	4	4	2	12	0.9
42 McGee, Antoine.....	16-3	122 7.6	2-9	.222	0-4	.000	2-3	.667	2	4	6	0.4	13	0	20	6	0	6	6	0.4
02 Boidock, Billy.....	5-0	11 2.2	2-5	.400	1-2	.500	0-0	.000	0	1	1	0.2	1	0	1	2	0	2	5	1.0
35 Perkowski, Chase...	3-0	7 2.3	1-1	1.000	0-0	.000	2-2	1.000	1	0	1	0.3	0	0	0	1	0	1	4	1.3
TEAM.....									21	16	37	2.3	0		1					

Total.....	16	3225	496-1055	.470	142-369	.385	192-306	.627	257	408	665	41.6	301	3	283	222	98	160	1326	82.9
Opponents.....	16	3225	381-935	.407	101-301	.336	206-318	.648	205	363	568	35.5	297	-	208	281	45	88	1069	66.8

TEAM STATISTICS	CU	OPP	DATE	OPPONENT	W/L	SCORE	ATTEND
SCORING.....	1326	1069	11/18/05	UNC WILMINGTON	W	73-54	3268
Points per game.....	82.9	66.8	11/21/05	at Colorado State	L	82-83	5868
Scoring margin.....	+16.1	-	^11/26/05	vs Saint Mary's	W	73-54	5035
FIELD GOALS-ATT.....	496-1055	381-935	11/29/05	at Penn	W	78-60	6249
Field goal pct.....	.470	.407	12/03/05	CAL POLY	W	93-75	1559
3 POINT FG-ATT.....	142-369	101-301	12/07/05	UTAH	W	76-52	2472
3-point FG pct.....	.385	.336	12/17/05	UC IRVINE	W	96-80	1416
3-pt FG made per game..	8.9	6.3	12/20/05	at TCU	W	77-59	3321
FREE THROWS-ATT.....	192-306	206-318	12/22/05	MERCER	W	117-74	2010
Free throw pct.....	.627	.648	12/31/05	DARTMOUTH	W	83-65	2534
REBOUNDS.....	665	568	01/03/06	SAVANNAH STATE	W	116-52	1424
Rebounds per game.....	41.6	35.5	*01/07/06	at Texas	L	64-89	14168
Rebounding margin.....	+6.1	-	*01/11/06	KANSAS	L	63-75	10586
ASSISTS.....	283	208	*01/14/06	at Missouri	W	74-71	10684
Assists per game.....	17.7	13.0	*01/18/06	BAYLOR	W	81-48	3440
TURNOVERS.....	222	281	*01/21/06	at Oklahoma State	W OT	80-78	13046
Turnovers per game.....	13.9	17.6	^ = Colorado Classic (Denver, Colo.)				
Turnover margin.....	+3.7	-	* = Big 12 Conference				
Assist/turnover ratio..	1.3	0.7					
STEALS.....	160	88					
Steals per game.....	10.0	5.5					
BLOCKS.....	98	45					
Blocks per game.....	6.1	2.8					
WINNING STREAK.....	3	-					
Home win streak.....	1	-					
ATTENDANCE.....	28709	58371					
Home games-Avg/Game....	9-3190	6-8889					
Neutral site-Avg/Game..	-	1-5035					

SCORE BY PERIODS:	1st	2nd	OT	Total
Colorado.....	639	678	9	- 1326
Opponents.....	468	594	7	- 1069